



INTERNATIONAL APPLICATION PUBLISHED UNDER THE PATENT COOPERATION TREATY (PCT)

<p>(51) International Patent Classification ⁶ : C07D 291/08, 285/24, 279/02, A61K 31/54</p>	<p>A1</p>	<p>(11) International Publication Number: WO 98/34929</p> <p>(43) International Publication Date: 13 August 1998 (13.08.98)</p>
<p>(21) International Application Number: PCT/US98/02608</p> <p>(22) International Filing Date: 12 February 1998 (12.02.98)</p> <p>(30) Priority Data: 60/037,606 12 February 1997 (12.02.97) US</p> <p>(71) Applicant (for all designated States except US): SMITHKLINE BEECHAM CORPORATION [US/US]; One Franklin Plaza, Philadelphia, PA 19103 (US).</p> <p>(72) Inventors; and</p> <p>(75) Inventors/Applicants (for US only): NIE, Hong [CN/US]; 1300 Fayette Street, Conshohocken, PA 19428 (US). WIDDOWSON, Katherine, L. [CA/US]; 1047 Old Valley Forge Road, King of Prussia, PA 19406 (US).</p> <p>(74) Agents: DINNER, Dara, L. et al.; SmithKline Beecham Corporation, Corporate Intellectual Property, UW2220, 709 Swedeland Road, P.O. Box 1539, King of Prussia, PA 19406-0939 (US).</p>		<p>(81) Designated States: AL, AU, BA, BB, BG, BR, CA, CN, CZ, EE, GE, HU, ID, IL, IS, JP, KP, KR, LC, LK, LR, LT, LV, MG, MK, MN, MX, NO, NZ, PL, RO, SG, SI, SK, SL, TR, TT, UA, US, UZ, VN, YU, ARIPO patent (GH, GM, KE, LS, MW, SD, SZ, UG, ZW), Eurasian patent (AM, AZ, BY, KG, KZ, MD, RU, TJ, TM), European patent (AT, BE, CH, DE, DK, ES, FI, FR, GB, GR, IE, IT, LU, MC, NL, PT, SE), OAPI patent (BF, BJ, CF, CG, CI, CM, GA, GN, ML, MR, NE, SN, TD, TG).</p> <p>Published <i>With international search report.</i></p>
<p>(54) Title: IL-8 RECEPTOR ANTAGONISTS</p>		
<p>(57) Abstract</p> <p>The invention relates to certain 8-ureido and 8-thioureido 1,2-benzothiazines, 1,2,4-benzothioxazines and 1,2,4-benzothiodiazines useful in the treatment of disease states mediated by the chemokine, Interleukin-8.</p>		

FOR THE PURPOSES OF INFORMATION ONLY

Codes used to identify States party to the PCT on the front pages of pamphlets publishing international applications under the PCT.

AL	Albania	ES	Spain	LS	Lesotho	SI	Slovenia
AM	Armenia	FI	Finland	LT	Lithuania	SK	Slovakia
AT	Austria	FR	France	LU	Luxembourg	SN	Senegal
AU	Australia	GA	Gabon	LV	Latvia	SZ	Swaziland
AZ	Azerbaijan	GB	United Kingdom	MC	Monaco	TD	Chad
BA	Bosnia and Herzegovina	GE	Georgia	MD	Republic of Moldova	TG	Togo
BB	Barbados	GH	Ghana	MG	Madagascar	TJ	Tajikistan
BE	Belgium	GN	Guinea	MK	The former Yugoslav Republic of Macedonia	TM	Turkmenistan
BF	Burkina Faso	GR	Greece			TR	Turkey
BG	Bulgaria	HU	Hungary	ML	Mali	TT	Trinidad and Tobago
BJ	Benin	IE	Ireland	MN	Mongolia	UA	Ukraine
BR	Brazil	IL	Israel	MR	Mauritania	UG	Uganda
BY	Belarus	IS	Iceland	MW	Malawi	US	United States of America
CA	Canada	IT	Italy	MX	Mexico	UZ	Uzbekistan
CF	Central African Republic	JP	Japan	NE	Niger	VN	Viet Nam
CG	Congo	KE	Kenya	NL	Netherlands	YU	Yugoslavia
CH	Switzerland	KG	Kyrgyzstan	NO	Norway	ZW	Zimbabwe
CI	Côte d'Ivoire	KP	Democratic People's Republic of Korea	NZ	New Zealand		
CM	Cameroon		Republic of Korea	PL	Poland		
CN	China	KR	Republic of Korea	PT	Portugal		
CU	Cuba	KZ	Kazakstan	RO	Romania		
CZ	Czech Republic	LC	Saint Lucia	RU	Russian Federation		
DE	Germany	LI	Liechtenstein	SD	Sudan		
DK	Denmark	LK	Sri Lanka	SE	Sweden		
EE	Estonia	LR	Liberia	SG	Singapore		

IL-8 RECEPTOR ANTAGONISTS

5

FIELD OF THE INVENTION

This invention relates to novel cyclic substituted compounds, pharmaceutical compositions, processes for their preparation, and use thereof in treating IL-8, GRO α , GRO β , GRO γ , NAP-2, and ENA-78 mediated diseases.

10

BACKGROUND OF THE INVENTION

Many different names have been applied to Interleukin-8 (IL-8), such as neutrophil attractant/activation protein-1 (NAP-1), monocyte derived neutrophil chemotactic factor (MDNCF), neutrophil activating factor (NAF), and T-cell lymphocyte chemotactic factor. Interleukin-8 is a chemoattractant for neutrophils, basophils, and a subset of T-cells. It is produced by a majority of nucleated cells including macrophages, fibroblasts, endothelial and epithelial cells exposed to TNF, IL-1a, IL-1b or LPS, and by neutrophils themselves when exposed to LPS or chemotactic factors such as FMLP. M. Baggiolini et al., *J. Clin. Invest.* 84, 1045 (1989); J. Schroder et al., *J. Immunol.* 139, 3474 (1987) and *J. Immunol.* 144, 2223 (1990); Strieter, et al., *Science* 243, 1467 (1989) and *J. Biol. Chem.* 264, 10621 (1989); Cassatella et al., *J. Immunol.* 148, 3216 (1992).

GRO α , GRO β , GRO γ and NAP-2 also belong to the chemokine a family. Like IL-8 these chemokines have also been referred to by different names. For instance GRO α , β , γ have been referred to as MGSAa, b and g respectively (Melanoma Growth Stimulating Activity), see Richmond et al., *J. Cell Physiology* 129, 375 (1986) and Chang et al., *J. Immunol* 148, 451 (1992). All of the chemokines of the a-family which possess the ELR motif directly preceding the CXC motif bind to the IL-8 B receptor.

IL-8, GRO α , GRO β , GRO γ , NAP-2, and ENA-78 stimulate a number of functions in vitro. They have all been shown to have chemoattractant properties for neutrophils, while IL-8 and GRO α have demonstrated T-lymphocytes, and basophilic chemotactic activity. In addition IL-8 can induce histamine release from basophils from both normal and atopic individuals GRO- α and IL-8 can in addition, induce lysosomal enzyme release and respiratory burst from neutrophils. IL-8 has also been shown to increase the surface expression of Mac-1 (CD11b/CD18) on

35

neutrophils without de novo protein synthesis. This may contribute to increased adhesion of the neutrophils to vascular endothelial cells. Many known diseases are characterized by massive neutrophil infiltration. As IL-8, GRO α , GRO β , GRO γ and NAP-2 promote the accumulation and activation of neutrophils, these chemokines
5 have been implicated in a wide range of acute and chronic inflammatory disorders including psoriasis and rheumatoid arthritis, Baggiolini et al., FEBS Lett. 307, 97 (1992); Miller et al., Crit. Rev. Immunol. 12, 17 (1992); Oppenheim et al., Annu. Rev. Immunol. 9, 617 (1991); Seitz et al., J. Clin. Invest. 87, 463 (1991); Miller et al., Am. Rev. Respir. Dis. 146, 427 (1992); Donnelly et al., Lancet 341, 643 (1993).
10 In addition the ELR chemokines (those containing the amino acids ELR motif just prior to the CXC motif) have also been implicated in angiostasis. Strieter et al., Science 258, 1798 (1992).

In vitro, IL-8, GRO α , GRO β , GRO γ and NAP-2 induce neutrophil shape change, chemotaxis, granule release, and respiratory burst, by binding to and
15 activating receptors of the seven-transmembrane, G-protein-linked family, in particular by binding to IL-8 receptors, most notably the B-receptor. Thomas et al., J. Biol. Chem. 266, 14839 (1991); and Holmes et al., Science 253, 1278 (1991). The development of non-peptide small molecule antagonists for members of this receptor family has precedent. For a review see R. Freidinger in: Progress in Drug Research,
20 Vol. 40, pp. 33-98, Birkhauser Verlag, Basel 1993. Hence, the IL-8 receptor represents a promising target for the development of novel anti-inflammatory agents.

Two high affinity human IL-8 receptors (77% homology) have been characterized: IL-8Ra, which binds only IL-8 with high affinity, and IL-8Rb, which has high affinity for IL-8 as well as for GRO α , GRO β , GRO γ and NAP-2. See
25 Holmes et al., supra; Murphy et al., Science 253, 1280 (1991); Lee et al., J. Biol. Chem. 267, 16283 (1992); LaRosa et al., J. Biol. Chem. 267, 25402 (1992); and Gayle et al., J. Biol. Chem. 268, 7283 (1993).

There remains a need for treatment, in this field, for compounds which are capable of binding to the IL-8 a or b receptor. Therefore, conditions associated with
30 an increase in IL-8 production (which is responsible for chemotaxis of neutrophil and T-cells subsets into the inflammatory site) would benefit by compounds which are inhibitors of IL-8 receptor binding.

SUMMARY OF THE INVENTION

35 This invention provides for a method of treating a chemokine mediated disease, wherein the chemokine is one which binds to an IL-8 a or b receptor and

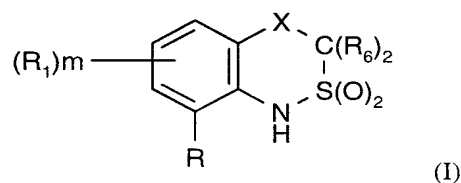
which method comprises administering an effective amount of a compound of Formula (I) or (II) or a pharmaceutically acceptable salt thereof. In particular the chemokine is IL-8.

This invention also relates to a method of inhibiting the binding of IL-8 to its receptors in a mammal in need thereof which comprises administering to said mammal an effective amount of a compound of Formula (I) or (II).

The present invention also provides for the novel compounds of Formula (I), and (II) and pharmaceutical compositions comprising a compound of Formula (I), and (II) and a pharmaceutical carrier or diluent.

10

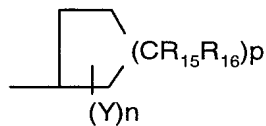
Compounds of Formula (I) useful in the present invention are represented by the structure:



wherein

15 R is -NH-C(X₁)-NH-(CR₁₃R₁₄)_v-Z;

X₁ is oxygen or sulfur;



Z is W, HET, (Y)ⁿ, an optionally substituted C₁₋₁₀ alkyl, an optionally substituted C₂₋₁₀ alkenyl, or an optionally substituted C₂₋₁₀ alkynyl; X is N-R₁₈, O, C(O) or C(R₁₉)₂;

20 R₁ is independently selected from hydrogen, halogen, nitro, cyano, halosubstituted C₁₋₁₀ alkyl, C₁₋₁₀ alkyl, C₂₋₁₀ alkenyl, C₁₋₁₀ alkoxy, halosubstituted C₁₋₁₀ alkoxy, (CR₈R₈)_q S(O)_tR₄, hydroxy, hydroxy C₁₋₄alkyl, aryl, aryl C₁₋₄ alkyl, aryloxy, aryl C₁₋₄ alkyloxy, heteroaryl, heteroarylalkyl, heterocyclic, heterocyclic C₁₋₄alkyl, heteroaryl C₁₋₄ alkyloxy, aryl C₂₋₁₀ alkenyl, heteroaryl C₂₋₁₀ alkenyl, heterocyclic C₂₋₁₀ alkenyl, (CR₈R₈)_qNR₄R₅, C₂₋₁₀ alkenyl C(O)NR₄R₅, (CR₈R₈)_q C(O)NR₄R₅, (CR₈R₈)_q C(O)NR₄R₁₀, S(O)₃R₈, (CR₈R₈)_q C(O)R₁₁, C₂₋₁₀ alkenyl C(O)R₁₁, C₂₋₁₀ alkenyl C(O)OR₁₁, C(O)R₁₁, (CR₈R₈)_q C(O)OR₁₂, (CR₈R₈)_q OC(O) R₁₁, (CR₈R₈)_q NR₄C(O)R₁₁, (CR₈R₈)_qC(NR₄)NR₄R₅, (CR₈R₈)_q NR₄C(NR₅)R₁₁, (CR₈R₈)_q NHS(O)₂R₁₇, or (CR₈R₈)_q S(O)₂NR₄R₅; or two R₁ moieties together may form O-(CH₂)_s-O or a 5 to 6 membered saturated or unsaturated

ring; and wherein the aryl, heteroaryl, and heterocyclic containing moieties may all be optionally substituted;

n is an integer having a value of 1 to 3;

m is an integer having a value of 1 to 3;

5 p is an integer having a value of 1 to 3;

q is 0, or an integer having a value of 1 to 10;

s is an integer having a value of 1 to 3;

t is 0, or an integer having a value of 1 or 2;

v is 0, or an integer having a value of 1 to 4;

10 HET is an optionally substituted heteroaryl;

R₄ and R₅ are independently hydrogen, optionally substituted C₁₋₄ alkyl, optionally substituted aryl, optionally substituted aryl C₁₋₄alkyl, optionally substituted heteroaryl, optionally substituted heteroaryl C₁₋₄alkyl, heterocyclic, heterocyclic C₁₋₄ alkyl, or R₄ and R₅ together with the nitrogen to which they are attached form a 5 to 7 member ring which may optionally comprise an additional heteroatom selected from O/N/S;

15

R₆ is independently hydrogen, halogen, C₁₋₁₀ alkoxy, optionally substituted C₁₋₄ alkyl, halosubstituted C₁₋₄ alkyl, optionally substituted aryl, optionally substituted aryl C₁₋₄alkyl, optionally substituted heteroaryl, optionally substituted heteroaryl C₁₋₄alkyl, optionally substituted heterocyclic, or optionally substituted heterocyclic C₁₋₄ alkyl;

20

Y is independently selected from hydrogen, halogen, nitro, cyano, halosubstituted C₁₋₁₀ alkyl, C₁₋₁₀ alkyl, C₂₋₁₀ alkenyl, C₁₋₁₀ alkoxy, halosubstituted C₁₋₁₀ alkoxy, (CR₈R₈)_q S(O)_tR₄, hydroxy, hydroxyC₁₋₄alkyl, aryl, aryl C₁₋₄ alkyl, aryoxy, arylC₁₋₄ alkyloxy, heteroaryl, heteroarylalkyl, heteroaryl C₁₋₄ alkyloxy, heterocyclic, heterocyclic C₁₋₄alkyl, aryl C₂₋₁₀ alkenyl, heteroaryl C₂₋₁₀ alkenyl, heterocyclic C₂₋₁₀ alkenyl, (CR₈R₈)_q NR₄R₅, C₂₋₁₀ alkenyl C(O)NR₄R₅, (CR₈R₈)_q C(O)NR₄R₅, (CR₈R₈)_q C(O)NR₄R₁₀, S(O)₃R₈; (CR₈R₈)_q C(O)R₁₁, C₂₋₁₀ alkenyl C(O)R₁₁, C₂₋₁₀ alkenyl C(O)OR₁₁, (CR₈R₈)_q C(O)OR₁₂, (CR₈R₈)_q OC(O) R₁₁, (CR₈R₈)_q NR₄C(O)R₁₁, (CR₈R₈)_qC(NR₄)NR₄R₅, (CR₈R₈)_q NR₄C(NR₅)R₁₁, (CR₈R₈)_q NHS(O)₂R_a, or (CR₈R₈)_q S(O)₂NR₄R₅; or two Y moieties together may form O-(CH₂)_s-O or a 5 to 6 membered saturated or unsaturated ring; and wherein the aryl, heteroaryl, and heterocyclic containing moieties may all be optionally substituted;

35

R₈ is hydrogen or C₁₋₄ alkyl;

R₁₀ is C₁₋₁₀ alkyl C(O)₂R₈;

R₁₁ is hydrogen, C₁₋₄ alkyl, optionally substituted aryl, optionally substituted aryl C₁₋₄alkyl, optionally substituted heteroaryl, optionally substituted heteroarylC₁₋₄alkyl, optionally substituted heterocyclic, or optionally substituted heterocyclicC₁₋₄alkyl;

R₁₂ is hydrogen, C₁₋₁₀ alkyl, optionally substituted aryl or optionally substituted arylalkyl;

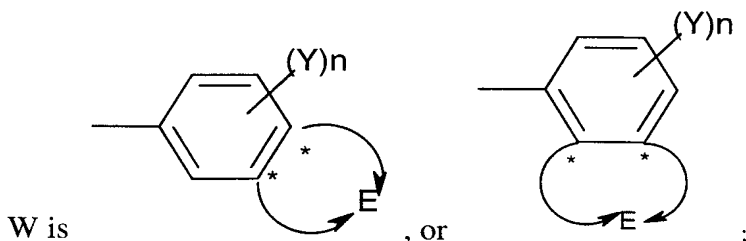
R₁₃ and R₁₄ are independently hydrogen, optionally substituted C₁₋₄ alkyl, or one of R₁₃ and R₁₄ may be optionally substituted aryl;

R₁₇ is C₁₋₄ alkyl, optionally substituted aryl, optionally substituted aryl C₁₋₄alkyl, optionally substituted heteroaryl, optionally substituted heteroarylC₁₋₄alkyl, optionally substituted heterocyclic, or optionally substituted heterocyclicC₁₋₄alkyl;

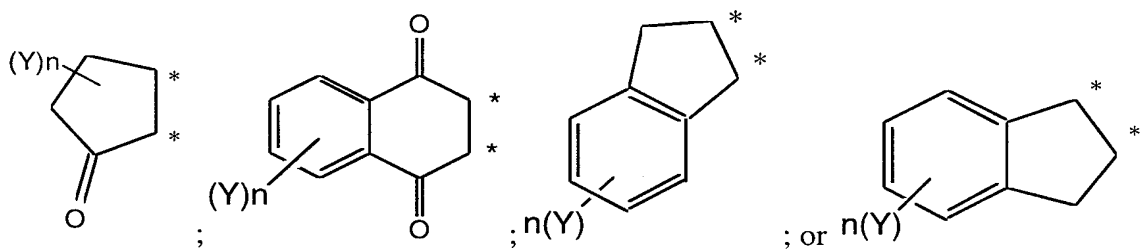
R₁₈ is hydrogen, optionally substituted C₁₋₁₀ alkyl, C₁₋₁₀ alkoxy, halosubstituted C₁₋₁₀ alkoxy, hydroxy, arylC₁₋₄ alkyl, arylC₂₋₄ alkenyl, heteroaryl, heteroaryl-C₁₋₄alkyl, heteroarylC₂₋₄ alkenyl, heterocyclic, or heterocyclicC₁₋₄ alkyl, wherein the aryl, heteroaryl and heterocyclic containing moieties may all be optionally substituted;

R₁₉ is independently hydrogen, halogen, C₁₋₁₀ alkyl, NR₄R₅, C₁₋₁₀ alkyl-NR₄R₅, C(O)NR₄R₅, optionally substituted C₁₋₁₀ alkyl, halosubstituted C₁₋₁₀ alkyl, C₁₋₁₀ alkoxy, halosubstituted C₁₋₁₀ alkoxy, hydroxy, aryl, aryl C₁₋₄ alkyl, aryloxy, aryl C₁₋₄ alkyloxy, heteroaryl, heteroarylalkyl, heterocyclic, heterocyclic C₁₋₄alkyl, or heteroaryl C₁₋₄ alkyloxy;

R_a is NR₄R₅, alkyl, arylC₁₋₄ alkyl, arylC₂₋₄ alkenyl, heteroaryl, heteroaryl-C₁₋₄alkyl, heteroarylC₂₋₄ alkenyl, heterocyclic, or heterocyclicC₁₋₄ alkyl; and wherein the aryl, heteroaryl and heterocyclic containing moieties may all be optionally substituted;

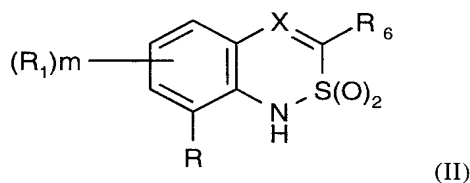


the E containing ring is optionally selected from



the asterisk * denoting point of attachment of the ring;
or a pharmaceutically acceptable salt thereof.

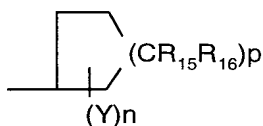
- 5 Compounds of Formula (II) useful in the present invention are represented by the structure:



wherein

R is -NH-C(X₁)-NH-(CR₁₃R₁₄)_v-Z;

- 10 X₁ is oxygen or sulfur;



Z is W, HET, , an optionally substituted C₁₋₁₀ alkyl, an optionally substituted C₂₋₁₀ alkenyl, or an optionally substituted C₂₋₁₀ alkynyl;
X is N, or CR₆;

- R₁ is independently selected from hydrogen, halogen, nitro, cyano, halosubstituted
15 C₁₋₁₀ alkyl, C₁₋₁₀ alkyl, C₂₋₁₀ alkenyl, C₁₋₁₀ alkoxy, halosubstituted C₁₋₁₀ alkoxy, (CR₈R₈)_q S(O)_tR₄, hydroxy, hydroxy C₁₋₄alkyl, aryl, aryl C₁₋₄ alkyl, aryloxy, aryl C₁₋₄ alkyloxy, heteroaryl, heteroarylalkyl, heterocyclic, heterocyclic C₁₋₄alkyl, heteroaryl C₁₋₄ alkyloxy, aryl C₂₋₁₀ alkenyl, heteroaryl C₂₋₁₀ alkenyl, heterocyclic C₂₋₁₀ alkenyl, (CR₈R₈)_qNR₄R₅, C₂₋₁₀ alkenyl C(O)NR₄R₅, (CR₈R₈)_q C(O)NR₄R₅, (CR₈R₈)_q C(O)NR₄R₁₀, S(O)₃R₈, (CR₈R₈)_q C(O)R₁₁, C₂₋₁₀ alkenyl C(O)R₁₁, C₂₋₁₀ alkenyl C(O)OR₁₁, C(O)R₁₁, (CR₈R₈)_q C(O)OR₁₂, (CR₈R₈)_q OC(O)R₁₁, (CR₈R₈)_q NR₄C(O)R₁₁, (CR₈R₈)_qC(NR₄)NR₄R₅, (CR₈R₈)_q NR₄C(NR₅)R₁₁, (CR₈R₈)_q NHS(O)₂R₁₇, or (CR₈R₈)_q S(O)₂NR₄R₅; or two R₁ moieties
25 together may form O-(CH₂)_sO or a 5 to 6 membered saturated or unsaturated

- ring; and wherein the aryl, heteroaryl, and heterocyclic containing moieties may all be optionally substituted;
- n is an integer having a value of 1 to 3;
- m is an integer having a value of 1 to 3;
- 5 p is an integer having a value of 1 to 3;
- q is 0, or an integer having a value of 1 to 10;
- s is an integer having a value of 1 to 3;
- t is 0, or an integer having a value of 1 or 2;
- v is 0, or an integer having a value of 1 to 4;
- 10 HET is an optionally substituted heteroaryl;
- R₄ and R₅ are independently hydrogen, optionally substituted C₁₋₄ alkyl, optionally substituted aryl, optionally substituted aryl C₁₋₄alkyl, optionally substituted heteroaryl, optionally substituted heteroaryl C₁₋₄alkyl, heterocyclic, heterocyclic C₁₋₄ alkyl, or R₄ and R₅ together with the nitrogen to which they are attached
- 15 form a 5 to 7 member ring which may optionally comprise an additional heteroatom selected from O/N/S;
- R₆ is hydrogen, halogen, C₁₋₁₀ alkoxy, optionally substituted C₁₋₄ alkyl, halosubstituted C₁₋₄ alkyl, optionally substituted aryl, optionally substituted aryl C₁₋₄alkyl, optionally substituted heteroaryl, optionally substituted heteroaryl C₁₋₄alkyl, optionally substituted heterocyclic, or optionally substituted
- 20 heterocyclic C₁₋₄ alkyl;
- Y is independently selected from hydrogen, halogen, nitro, cyano, halosubstituted C₁₋₁₀ alkyl, C₁₋₁₀ alkenyl, C₂₋₁₀ alkenyl, C₁₋₁₀ alkoxy, halosubstituted C₁₋₁₀ alkoxy, (CR₈R₈)_q S(O)_tR₄, hydroxy, hydroxyC₁₋₄alkyl, aryl, aryl C₁₋₄ alkyl, aryloxy, arylC₁₋₄ alkyloxy, heteroaryl, heteroarylalkyl, heteroaryl C₁₋₄ alkyloxy, heterocyclic, heterocyclic C₁₋₄alkyl, aryl C₂₋₁₀ alkenyl, heteroaryl C₂₋₁₀ alkenyl, heterocyclic C₂₋₁₀ alkenyl, (CR₈R₈)_q NR₄R₅, C₂₋₁₀ alkenyl C(O)NR₄R₅, (CR₈R₈)_q C(O)NR₄R₅, (CR₈R₈)_q C(O)NR₄R₁₀, S(O)₃R₈, (CR₈R₈)_q C(O)R₁₁, C₂₋₁₀ alkenyl C(O)R₁₁, C₂₋₁₀ alkenyl C(O)OR₁₁, (CR₈R₈)_q C(O)OR₁₂, (CR₈R₈)_q OC(O) R₁₁, (CR₈R₈)_q NR₄C(O)R₁₁, (CR₈R₈)_qC(NR₄)NR₄R₅, (CR₈R₈)_q NR₄C(NR₅)R₁₁, (CR₈R₈)_q NHS(O)₂R_a, or (CR₈R₈)_q S(O)₂NR₄R₅; or two Y moieties together may form O-(CH₂)_sO or a 5 to 6 membered saturated or unsaturated ring; and wherein the aryl, heteroaryl, and heterocyclic containing moieties may all be optionally
- 35 substituted;
- R₈ is hydrogen or C₁₋₄ alkyl;

R₁₀ is C₁₋₁₀ alkyl C(O)₂R₈;

R₁₁ is hydrogen, C₁₋₄ alkyl, optionally substituted aryl, optionally substituted aryl C₁₋₄alkyl, optionally substituted heteroaryl, optionally substituted heteroarylC₁₋₄alkyl, optionally substituted heterocyclic, or optionally substituted heterocyclicC₁₋₄alkyl;

R₁₂ is hydrogen, C₁₋₁₀ alkyl, optionally substituted aryl or optionally substituted arylalkyl;

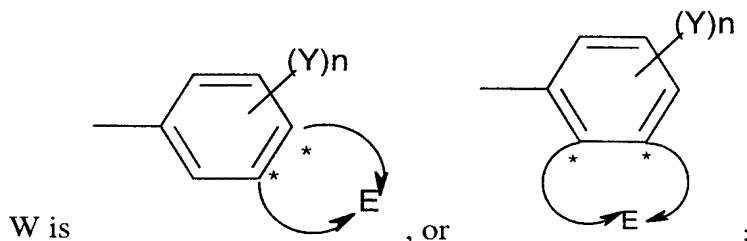
R₁₃ and R₁₄ are independently hydrogen, optionally substituted C₁₋₄ alkyl, or one of R₁₃ and R₁₄ may be optionally substituted aryl;

R₁₇ is C₁₋₄ alkyl, optionally substituted aryl, optionally substituted aryl C₁₋₄alkyl, optionally substituted heteroaryl, optionally substituted heteroarylC₁₋₄alkyl, optionally substituted heterocyclic, or optionally substituted heterocyclic C₁₋₄alkyl;

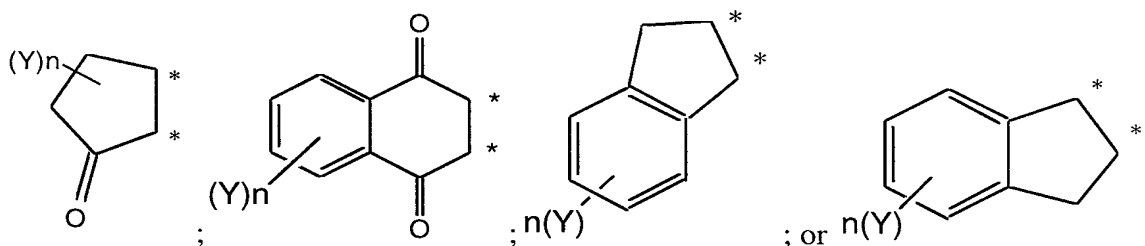
R₁₈ is hydrogen, optionally substituted C₁₋₁₀ alkyl, C₁₋₁₀ alkoxy, halosubstituted C₁₋₁₀ alkoxy, hydroxy, arylC₁₋₄ alkyl, arylC₂₋₄ alkenyl, heteroaryl, heteroarylC₁₋₄alkyl, heteroarylC₂₋₄ alkenyl, heterocyclic, or heterocyclicC₁₋₄ alkyl, wherein the aryl, heteroaryl and heterocyclic containing moieties may all be optionally substituted;

R₁₉ is independently hydrogen, halogen, C₁₋₁₀ alkyl, NR₄R₅, C₁₋₁₀ alkyl NR₄R₅, C(O)NR₄R₅, optionally substituted C₁₋₁₀ alkyl, C₁₋₁₀ alkoxy, halosubstituted C₁₋₁₀ alkoxy, hydroxy, aryl, aryl C₁₋₄ alkyl, aryloxy, aryl C₁₋₄ alkyloxy, heteroaryl, heteroarylalkyl, heterocyclic, heterocyclic C₁₋₄alkyl, or heteroaryl C₁₋₄ alkyloxy;

R_a is NR₄R₅, alkyl, arylC₁₋₄ alkyl, arylC₂₋₄ alkenyl, heteroaryl, heteroarylC₁₋₄alkyl, heteroarylC₂₋₄ alkenyl, heterocyclic, or heterocyclicC₁₋₄ alkyl; and wherein the aryl, heteroaryl and heterocyclic containing moieties may all be optionally substituted;



the E containing ring is optionally selected from



the asterix * denoting point of attachment of the ring;
or a pharmaceutically acceptable salt thereof.

5 DETAILED DESCRIPTION OF THE INVENTION

The compounds of Formula (I) and (II) may also be used in association with the veterinary treatment of mammals, other than humans, in need of inhibition of IL-8 or other chemokines which bind to the IL-8 α and β receptors. Chemokine mediated diseases for treatment, therapeutically or prophylactically, in animals include disease states such as those noted herein in the Methods of Treatment section.

As readily seen, the difference between compounds of Formula (I) and (II) lies in the unsaturation of the hetero containing ring, and hence the substitutions on the X and the double bond. The remaining terms, defined below, are the same for both compounds of Formula (I) and (II) unless otherwise indicated.

Suitably R_1 is independently selected from hydrogen; halogen; nitro; cyano; halosubstituted C_{1-10} alkyl, such as CF_3 ; C_{1-10} alkyl, such as methyl, ethyl, isopropyl, or n-propyl; C_{2-10} alkenyl; C_{1-10} alkoxy, such as methoxy, or ethoxy; halosubstituted C_{1-10} alkoxy, such as trifluoromethoxy; azide; $(CR_8R_8)_q S(O)_t R_4$, wherein t is 0, 1 or 2; hydroxy; hydroxy C_{1-4} alkyl, such as methanol or ethanol; aryl, such as phenyl or naphthyl; aryl C_{1-4} alkyl, such as benzyl; aryloxy, such as phenoxy; aryl C_{1-4} alkyloxy, such as benzyloxy; heteroaryl; heteroarylalkyl; heteroaryl C_{1-4} alkyloxy; aryl C_{2-10} alkenyl; heteroaryl C_{2-10} alkenyl; heterocyclic C_{2-10} alkenyl; $(CR_8R_8)_q NR_4 R_5$; C_{2-10} alkenyl $C(O)NR_4 R_5$; $(CR_8R_8)_q C(O)NR_4 R_5$; $(CR_8R_8)_q C(O)NR_4 R_{10}$; $S(O)_3 H$; $S(O)_3 R_8$; $(CR_8R_8)_q C(O)R_{11}$; C_{2-10} alkenyl $C(O)R_{11}$; C_{2-10} alkenyl $C(O)OR_{11}$; $C(O)R_{11}$; $(CR_8R_8)_q C(O)OR_{12}$; $(CR_8R_8)_q OC(O)R_{11}$; $(CR_8R_8)_q NR_4 C(O)R_{11}$; $(CR_8R_8)_q C(NR_4)NR_4 R_5$; $(CR_8R_8)_q NR_4 C(NR_5)R_{11}$; $(CR_8R_8)_q NHS(O)_2 R_{17}$; $(CR_8R_8)_q S(O)_2 NR_4 R_5$; or two R_1 moieties together may form $O-(CH_2)_s-O$ or a 5 to 6 membered saturated or unsaturated ring. All of the aryl, heteroaryl, and

heterocyclic containing moieties may be optionally substituted as defined herein below.

For use herein the term "the aryl, heteroaryl, and heterocyclic containing moieties" refers to both the ring and the alkyl, or if included, the alkenyl rings, such as aryl, arylalkyl, and aryl alkenyl rings. The term "moieties" and "rings" may be interchangeably used throughout.

It is recognized that R₁ moiety may be substituted on either the benzene ring or the X containing ring, if possible.

When R₁ forms a dioxybridge, s is preferably 1. When R₁ forms an additional unsaturated ring, it is preferably 6 membered resulting in a naphthylene ring system. This naphthylene ring may be substituted independently, 1 to 3 times by the other R₁ moieties as defined above.

Suitably, R₄ and R₅ are independently hydrogen, optionally substituted C₁₋₄ alkyl, optionally substituted aryl, optionally substituted aryl C₁₋₄alkyl, optionally substituted heteroaryl, optionally substituted heteroaryl C₁₋₄alkyl, heterocyclic, heterocyclic C₁₋₄ alkyl, or R₄ and R₅ together with the nitrogen to which they are attached form a 5 to 7 member ring which may optionally comprise an additional heteroatom selected from O/N/S.

Suitably, R₈ is independently hydrogen or C₁₋₄ alkyl.

Suitably, q is 0 or an integer having a value of 1 to 10.

Suitably, R₁₀ is C₁₋₁₀ alkyl C(O)₂R₈, such as CH₂C(O)₂H or CH₂C(O)₂CH₃.

Suitably, R₁₁ is hydrogen, C₁₋₄ alkyl, aryl, aryl C₁₋₄ alkyl, heteroaryl, heteroaryl C₁₋₄alkyl, heterocyclic, or heterocyclic C₁₋₄alkyl.

Suitably, R₁₂ is hydrogen, C₁₋₁₀ alkyl, optionally substituted aryl or optionally substituted arylalkyl.

Suitably, R₁₃ and R₁₄ are independently hydrogen, or an optionally substituted C₁₋₄ alkyl which may be straight or branched as defined herein, or one of R₁₃ and R₁₄ are an optionally substituted aryl.

Suitably, v is 0, or an integer having a value of 1 to 4.

When R₁₃ or R₁₄ are an optionally substituted alkyl, the alkyl moiety may be substituted one to three times independently by halogen; halosubstituted C₁₋₄ alkyl such as trifluoromethyl; hydroxy; hydroxy C₁₋₄alkyl; C₁₋₄ alkoxy; such as methoxy, or ethoxy; halosubstituted C₁₋₁₀ alkoxy; S(O)_tR₄; aryl; NR₄R₅; NHC(O)R₄; C(O)NR₄R₅; or C(O)OR₈.

Suitably, R₁₇ is C₁₋₄alkyl, aryl, arylalkyl, heteroaryl, heteroarylC₁₋₄alkyl, heterocyclic, or heterocyclicC₁₋₄alkyl, wherein all of the aryl, heteroaryl and heterocyclic containing moieties may all be optionally substituted.

Suitably, Y is independently selected from hydrogen; halogen; nitro; cyano; halosubstituted C₁₋₁₀ alkyl; C₁₋₁₀ alkyl; C₂₋₁₀ alkenyl; C₁₋₁₀ alkoxy; halosubstituted C₁₋₁₀ alkoxy; azide; (CR₈R₈)_q S(O)_tR₄; hydroxy; hydroxyC₁₋₄alkyl; aryl; aryl C₁₋₄ alkyl; aryloxy; arylC₁₋₄ alkyloxy; heteroaryl; heteroarylalkyl; heteroaryl C₁₋₄ alkyloxy; heterocyclic, heterocyclic C₁₋₄alkyl; aryl C₂₋₁₀ alkenyl; heteroaryl C₂₋₁₀ alkenyl; heterocyclic C₂₋₁₀ alkenyl; (CR₈R₈)_q NR₄R₅; C₂₋₁₀ alkenyl C(O)NR₄R₅; (CR₈R₈)_q C(O)NR₄R₅; (CR₈R₈)_q C(O)NR₄R₁₀; S(O)₃H; S(O)₃R₈; (CR₈R₈)_q C(O)R₁₁; C₂₋₁₀ alkenyl C(O)R₁₁; C₂₋₁₀ alkenyl C(O)OR₁₁; (CR₈R₈)_q C(O)OR₁₂; (CR₈R₈)_q OC(O) R₁₁; (CR₈R₈)_qC(NR₄)NR₄R₅; (CR₈R₈)_q NR₄C(NR₅)R₁₁; (CR₈R₈)_q NR₄C(O)R₁₁; (CR₈R₈)_q NHS(O)₂R_a; or (CR₈R₈)_q S(O)₂NR₄R₅; or two Y moieties together may form O-(CH₂)_s-O or a 5 to 6 membered saturated or unsaturated ring. The aryl, heteroaryl and heterocyclic containing moieties noted above may all be optionally substituted as defined herein.

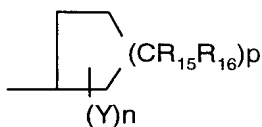
When Y forms a dioxybridge, s is preferably 1. When Y forms an additional unsaturated ring, it is preferably 6 membered resulting in a naphthylene ring system. These ring systems may be substituted 1 to 3 times by other Y moieties as defined above.

Suitably, R_a is NR₄R₅, alkyl, aryl C₁₋₄ alkyl, arylC₂₋₄ alkenyl, heteroaryl, heteroaryl-C₁₋₄alkyl, heteroarylC₂₋₄ alkenyl, heterocyclic, heterocyclicC₁₋₄ alkyl, wherein all of the aryl, heteroaryl and heterocyclic containing rings may all be optionally substituted.

Y is preferably a halogen, C₁₋₄ alkoxy, optionally substituted aryl, optionally substituted aryloxy or arylalkoxy, methylene dioxy, NR₄R₅, thio C₁₋₄alkyl, thioaryl, halosubstituted alkoxy, optionally substituted C₁₋₄ alkyl, or hydroxy alkyl. Y is more preferably mono-substituted halogen, disubstituted halogen, mono-substituted alkoxy, disubstituted alkoxy, methylenedioxy, aryl, or alkyl, more preferably these groups are mono or di-substituted in the 2'- position or 2', 3'-position.

While Y may be substituted in any of the ring positions, n is preferably one. While both R₁ and Y can both be hydrogen, it is preferred that at least one of the rings be substituted, preferably both rings are substituted.

In compounds of Formula (I), R is $-NH-C(X_1)-NH-(CR_{13}R_{14})_v-Z$.



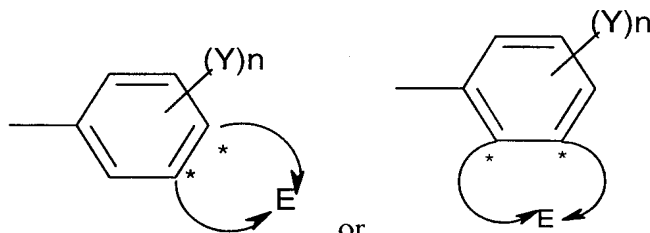
Suitably, Z is W, HET, , an optionally substituted C_{1-10} alkyl, an optionally substituted C_{2-10} alkenyl, or an optionally substituted C_{2-10} alkynyl.

- 5 Suitably, p is an integer having a value of 1 to 3.
 X_1 is oxygen or sulfur, preferably oxygen.

Suitably when Z is a heteroaryl (HET) ring, it is suitably a heteroaryl ring or ring system. If the HET moiety is a multi ring system, the ring containing the heteroatom does not need to be directly attached to the urea moiety through the $(R_{13}R_{14})_v$ linkage. Any of the ring(s) in these systems may be optionally substituted as defined herein. Preferably the HET moiety is a pyridyl, which may be 2-, 3- or 4-pyridyl. If the ring is a multi system ring it is preferably benzimidazole, dibenzothiophene, or an indole ring. Other rings of interest include, but are not limited to thiophene, furan, pyrimidine, pyrrole, pyrazole, quinoline, isoquinoline, quinazolinyl, oxazole, thiazole, thiadiazole, triazole, imidazole, or benzimidazole.

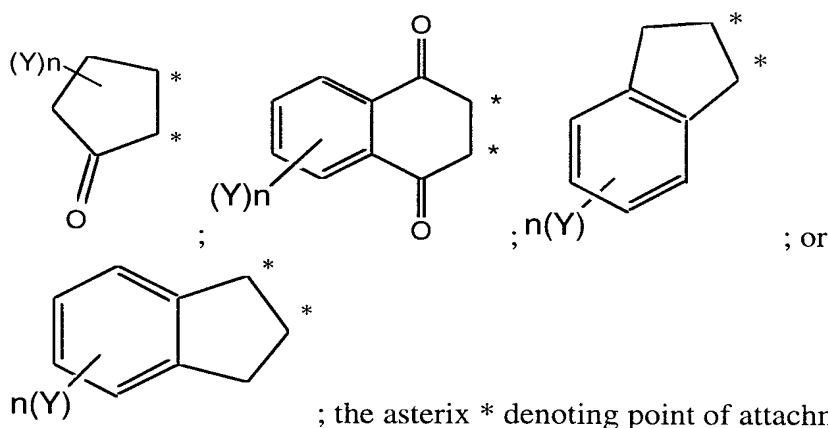
The HET ring may be optionally substituted independently one to five, preferably 1 to 3 times by Y as defined above. The substitutions may be in any of the ring(s) of the HET system, such as in a benzimidazole ring.

Suitably R_{15} and R_{16} are independently hydrogen, or an optionally substituted C_{1-4} alkyl as defined above for R_{13} and R_{14} .



Suitably, W is

Suitably, the E containing ring is optionally selected from



The E ring denoted by its point of attachment through the asterix (*) may optionally be present. If it is not present the ring is a phenyl moiety which is substituted by the R₁ terms as shown. The E ring may be substituted by the (Y)_n moiety in any ring, saturated or unsaturated, and is shown for purposes herein substituted only in the unsaturated ring(s).

While Y in the W term may be substituted in any of the 5 ring positions of the phenyl moiety (when E is absent), Y is preferably mono-substituted in the 2'-position or 3'-position, with the 4'-preferably being unsubstituted. If the phenyl ring is disubstituted, substituents are preferably in the 2' or 3' position of a monocyclic ring. While both R₁ and Y can both be hydrogen, it is preferred that at least one of the rings be substituted, preferably both rings are substituted.

Suitably, for compounds of Formula (I), X is N-R₁₈, O, C(O) or C(R₁₉)₂.

Suitably, R₁₈ is hydrogen, optionally substituted C₁₋₁₀ alkyl, C₁₋₁₀ alkoxy, halosubstituted C₁₋₁₀ alkoxy, hydroxy, arylC₁₋₄ alkyl, arylC₂₋₄ alkenyl, heteroaryl, heteroaryl-C₁₋₄alkyl, heteroarylC₂₋₄ alkenyl, heterocyclic, or heterocyclicC₁₋₄ alkyl, wherein the aryl, heteroaryl and heterocyclic containing moieties may all be optionally substituted. Preferably, for compounds of formula (I), R₁₈ is hydrogen or alkyl, more preferably hydrogen.

Suitably, R₁₉ is independently hydrogen, halogen, C₁₋₁₀ alkyl, NR₄R₅, C₁₋₁₀ alkyl-NR₄R₅, C(O)NR₄R₅, optionally substituted C₁₋₁₀ alkyl, halosubstituted C₁₋₁₀ alkyl C₁₋₁₀ alkoxy, halosubstituted C₁₋₁₀ alkoxy, hydroxy, aryl, aryl C₁₋₄ alkyl, aryloxy, aryl C₁₋₄ alkyloxy, heteroaryl, heteroarylalkyl, heterocyclic, heterocyclic C₁₋₄alkyl, or heteroaryl C₁₋₄ alkyloxy;

For compounds of Formula (II) X is N, or CR₆.

Suitably, R₆ is hydrogen, halogen, C₁₋₁₀ alkoxy, optionally substituted C₁₋₄ alkyl, halosubstituted C₁₋₄ alkyl, optionally substituted aryl, optionally substituted aryl C₁₋₄alkyl, optionally substituted heteroaryl, optionally substituted heteroaryl
5 C₁₋₄alkyl, optionally substituted heterocyclic, or an optionally substituted heterocyclic C₁₋₄ alkyl.

As used herein, "optionally substituted" unless specifically defined shall mean such groups as halogen, such as fluorine, chlorine, bromine or iodine;
10 hydroxy; hydroxy substituted C₁₋₁₀alkyl; C₁₋₁₀ alkoxy, such as methoxy or ethoxy; S(O)_{m'} C₁₋₁₀ alkyl, wherein m' is 0, 1 or 2, such as methyl thio, methyl sulfinyl or methyl sulfonyl; amino, mono & di-substituted amino, such as in the NR₄R₅ group; NHC(O)R₄; C(O)NR₄R₅; C(O)OH; S(O)₂NR₄R₅; NHS(O)₂R₂₀, C₁₋₁₀ alkyl, such as methyl, ethyl, propyl, isopropyl, or t-butyl; halosubstituted C₁₋₁₀ alkyl, such
15 CF₃; an optionally substituted aryl, such as phenyl, or an optionally substituted arylalkyl, such as benzyl or phenethyl, optionally substituted heterocyclic, optionally substituted heterocyclicalkyl, optionally substituted heteroaryl, optionally substituted heteroaryl alkyl, wherein these aryl, heteroaryl, or heterocyclic moieties may be substituted one to two times by halogen; hydroxy; hydroxy substituted alkyl;
20 C₁₋₁₀ alkoxy; S(O)_{m'}C₁₋₁₀ alkyl; amino, mono & di-substituted amino, such as in the NR₄R₅ group; C₁₋₁₀ alkyl, or halosubstituted C₁₋₁₀ alkyl, such as CF₃.

R₂₀ is suitably C₁₋₄ alkyl, aryl, aryl C₁₋₄alkyl, heteroaryl, heteroarylC₁₋₄alkyl, heterocyclic, or heterocyclicC₁₋₄alkyl.

25 Suitable pharmaceutically acceptable salts are well known to those skilled in the art and include basic salts of inorganic and organic acids, such as hydrochloric acid, hydrobromic acid, sulphuric acid, phosphoric acid, methane sulphonic acid, ethane sulphonic acid, acetic acid, malic acid, tartaric acid, citric acid, lactic acid, oxalic acid, succinic acid, fumaric acid, maleic acid, benzoic acid, salicylic acid,
30 phenylacetic acid and mandelic acid. In addition, pharmaceutically acceptable salts of compounds of Formula (I) may also be formed with a pharmaceutically acceptable cation, for instance, if a substituent group comprises a carboxy moiety. Suitable pharmaceutically acceptable cations are well known to those skilled in the art and include alkaline, alkaline earth, ammonium and quaternary ammonium
35 cations.

The following terms, as used herein, refer to:

- "halo" - all halogens, that is chloro, fluoro, bromo and iodo.
- "C₁₋₁₀alkyl" or "alkyl" - both straight and branched chain radicals of 1 to 10 carbon atoms, unless the chain length is otherwise limited, including, but not limited to, methyl, ethyl, *n*-propyl, *iso*-propyl, *n*-butyl, *sec*-butyl, *iso*-butyl, *tert*-butyl, *n*-pentyl and the like.
- The term "cycloalkyl" is used herein to mean cyclic radicals, preferably of 3 to 8 carbons, including but not limited to cyclopropyl, cyclopentyl, cyclohexyl, and the like.
- The term "alkenyl" is used herein at all occurrences to mean straight or branched chain radical of 2-10 carbon atoms, unless the chain length is limited thereto, including, but not limited to ethenyl, 1-propenyl, 2-propenyl, 2-methyl-1-propenyl, 1-butenyl, 2-butenyl and the like.
- "aryl" - phenyl and naphthyl;
- "heteroaryl" (on its own or in any combination, such as "heteroaryloxy", or "heteroaryl alkyl") - a 5-10 membered aromatic ring system in which one or more rings contain one or more heteroatoms selected from the group consisting of N, O or S, such as, but not limited, to pyrrole, pyrazole, furan, thiophene, quinoline, isoquinoline, quinazolinyl, pyridine, pyrimidine, oxazole, thiazole, thiadiazole, triazole, imidazole, or benzimidazole.
- "heterocyclic" (on its own or in any combination, such as "heterocyclicalkyl") - a saturated or partially unsaturated 4-10 membered ring system in which one or more rings contain one or more heteroatoms selected from the group consisting of N, O, or S; such as, but not limited to, pyrrolidine, piperidine, piperazine, morpholine, tetrahydropyran, or imidazolidine.
- The term "arylalkyl" or "heteroarylalkyl" or "heterocyclicalkyl" is used herein to mean C₁₋₁₀ alkyl, as defined above, attached to an aryl, heteroaryl or heterocyclic moiety, as also defined herein, unless otherwise indicated.
- "sulfinyl" - the oxide S (O) of the corresponding sulfide, the term "thio" refers to the sulfide, and the term "sulfonyl" refers to the fully oxidized S(O)₂ moiety.
- The term "wherein two R₁ moieties (or two Y moieties) may together form a 5 or 6 membered saturated or unsaturated ring" is used herein to mean the formation of an aromatic ring system, such as naphthalene, or is a phenyl moiety having attached a 6 membered partially saturated or unsaturated ring such as a C₆ cycloalkenyl, i.e. hexene, or a C₅ cycloalkenyl moiety, such as cyclopentene.

Exemplified compounds of Formula (I) include:

N-[8-(3,4-Dihydro-1*H*-2, 1-benzothiazine, 2,2-dioxide)]-*N'*-[2-bromophenyl] urea;

N-[8-(4-Keto-3,4-dihydrosulfofostyryl)]-*N'*(2-bromophenyl)urea

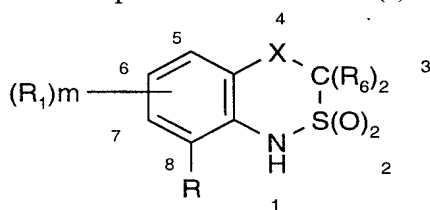
5

Exemplified compounds of Formula (II) include:

N-[8-(Sulfofostyryl)]-*N'*-[2-bromophenyl] urea

For purposes herein the ring systems for compounds of Formula (I) and (II) are
10 named as follows for illustration only with $v=0$, and Z is phenyl:

For compounds of Formula (I):



15 X = N, X₁ = O, $v=0$, and Z is an unsubstituted phenyl

N-(3,4-Dihydro-2,2-dioxido-1*H*-2,1,4-benzothiadiazin-8-yl)-*N'*-phenylurea

X = N, X₁ = S, $v=0$, and Z is an unsubstituted phenyl

N-(3,4-Dihydro-2,2-dioxido-1*H*-2,1,4-benzothiadiazin-8-yl)-*N'*-phenylthiourea

X = C, X₁ = O, $v=0$, and Z is an unsubstituted phenyl

20 *N*-(3,4-Dihydro-2,2-dioxido-1*H*-2,1-benzothiazin-8-yl)-*N'*-phenylurea

X = C, X₁ = S, $v=0$, and Z is an unsubstituted phenyl

N-(3,4-Dihydro-2,2-dioxido-1*H*-2,1-benzothiazin-8-yl)-*N'*-phenylthiourea

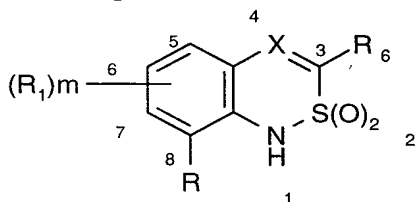
X = C(=O) i.e. carbonyl, X₁ = O, $v=0$, and Z is an unsubstituted phenyl

N-(3,4-Dihydro-2,2-dioxido-4-oxo-1*H*-2,1-benzothiazin-8-yl)-*N'*-phenylurea

25 X = C(=O) i.e. carbonyl, X₁ = S, $v=0$, and Z is an unsubstituted phenyl

N-(3,4-Dihydro-2,2-dioxido-4-oxo-1*H*-2,1-benzothiazin-8-yl)-*N'*-phenylthiourea

For compounds of Formula (II):



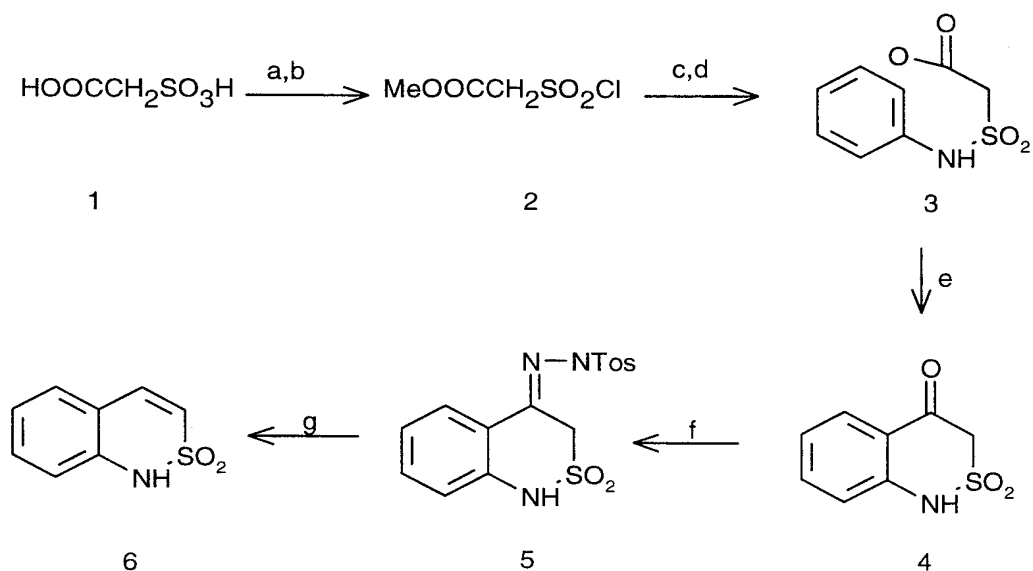
30 wherein

- X = N, X₁ = O, v=0, and Z is an unsubstituted phenyl
N-(2,2-Dioxido-1H-2,1,4-benzothiadiazin-8-yl)-N'-phenylurea
X = N, X₁ = S, v=0, and Z is an unsubstituted phenyl
N-(2,2-Dioxido-1H-2,1,4-benzothiadiazin-8-yl)-N'-phenylthiourea
5 X = C, X₁ = O, v=0, and Z is an unsubstituted phenyl
N-(2,2-Dioxido-1H-2,1-benzothiazin-8-yl)-N'-phenylurea
X = C, X₁ = S, v=0, and Z is an unsubstituted phenyl
N-(2,2-Dioxido-1H-2,1-benzothiazin-8-yl)-N'-phenylthiourea

10 **Methods of Preparation**

- The compounds of Formula (I) and (II) may be obtained by applying synthetic procedures, some of which are illustrated in the Schemes below. The synthesis provided for in these Schemes is applicable for the producing of Formula (I) having a variety of different R, R₁, and Ar groups which are reacted, employing
15 optional substituents which are suitably protected to achieve compatibility with the reactions outlined herein. Subsequent deprotection, in those cases, then affords compounds of the nature generally disclosed. Once the urea nucleus has been established, further compounds of these formulas may be prepared by applying standard techniques for functional group interconversion, well known in the art.
20 While the schemes are shown with compounds of Formula (I) this is merely for illustration purposes only.

Scheme 1



a) HCl, MeOH b) SOCl_2 c) Aniline, Et_2O

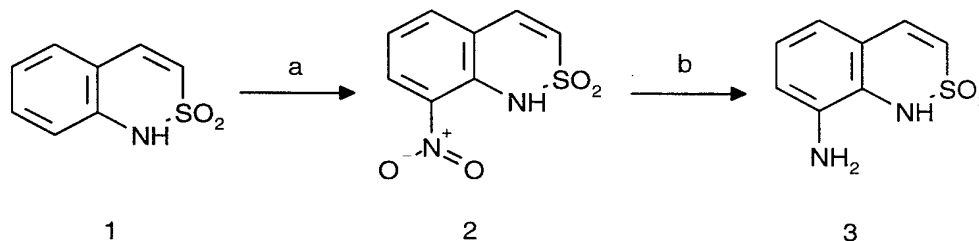
d) 10% NaOH e) PPA f) TosNHNH_2 , EtOH g) NaOMe, EtOH

If the desired heterocyclic compound 6-scheme 1 is not commercially available, the commercially available sulfonic acid can be converted to the corresponding sulfonyl chloride using a chlorinating agent such as thionyl chloride. The thionyl chloride 2-scheme 1 can be reacted with a commercially available aniline. The ester can be hydrolyzed using basic conditions such as 10% NaOH. The acid 3-scheme 1 can be cyclized under acidic or lewis acidic conditions such as polyphosphoric acid or AlCl_3 . The ketone can be converted to the double bond through formation of the hydrazine followed by rearrangement to the double bond under basic conditions. If substitution is desired on the sulfonamide ring it can be produced by alkylation of the compound 4-scheme-1 using standard conditions such as reaction with an alkyl halide in the presence of a base. The acidic nitrogen on compound 4-scheme-1 may have to be temporarily protected with a suitable protecting group such as an allyl, sulfonamide or BOM group.(Green ref) Alternatively compound 6-scheme-1 can be functionalized using a Michael reaction involving a functionalized organo cuprate. A number of other reactions can also be

used to functionalize the double bond such epoxidation followed by epoxide opening, bromination followed by alkylation, and Diels-Alder reactions.

Scheme 2

5

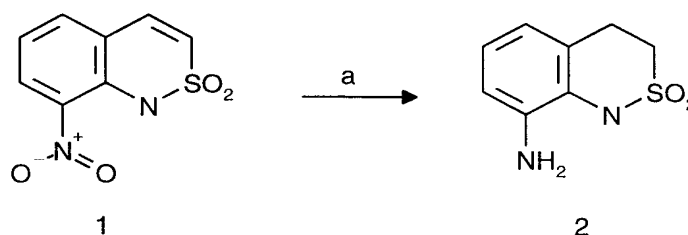


a) NaNO_3 , 3M H_2SO_4 , CH_2Cl_2 , 23°C b) SnCl_2 , EtOH

If the desired aniline 3-scheme 2 is not commercially available the corresponding nitro compound can be prepared from 1-scheme 2, under standard nitration conditions (using HNO_3 or NaNO_3) at 23°C . The nitro compound can then be reduced to the corresponding aniline using SnCl_2 in EtOH. (or alternately LiAlH_4).

10

Scheme 3



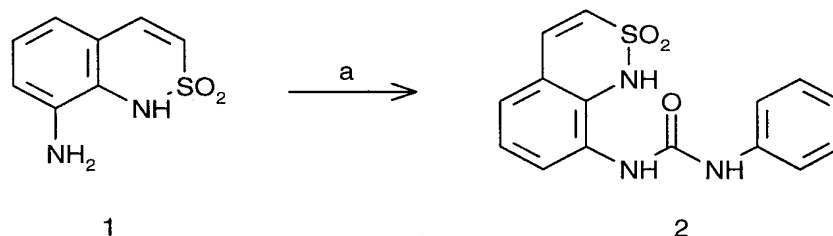
a) H_2 , Pd/C, EtOH

15

If the desired aniline 2-scheme 3 is not commercially available the nitro compound can be prepared from 2-scheme 2, which can then be reduced to the corresponding aniline using H_2/Pd in EtOH.

20

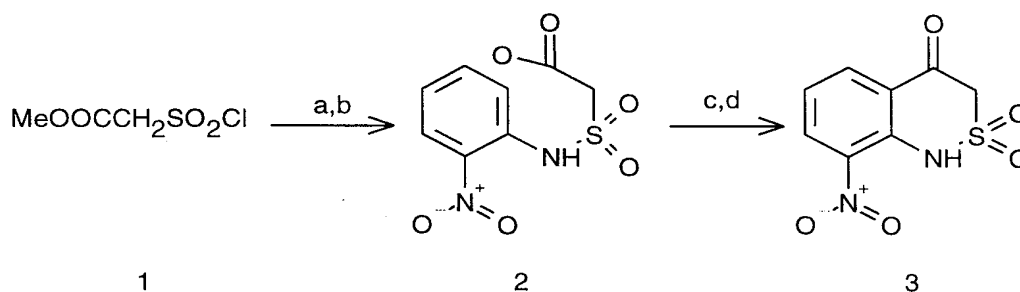
Scheme 4



a) PhNCO, DMF, 80°C

Ortho substituted heterocyclic phenyl ureas in 2-scheme 4 may be prepared by standard conditions involving the condensation of the commercially available optionally substituted (aryl or alkyl) isocyanate or thioisocyanate (Aldrich Chemical Co., Milwaukee, Wi) with the corresponding aniline 1-scheme 4 in an aprotic solvent such as (DMF, toluene).

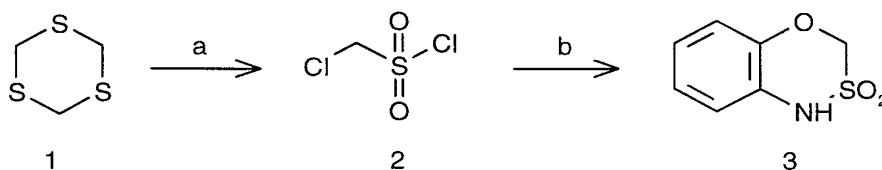
Scheme 5



a) 2-Nitroaniline, Et₂O b) 10% NaOH
c) SOCl₂ d) AlCl₃, CH₂Cl₂

If the desired heterocyclic compound 3-scheme 5 is not commercially available then it can be prepared by condensing the commercially available sulfonyl chloride 2-scheme 1 with 2-nitro aniline followed by hydrolysis to the acid 2-scheme 5. The acid can be cyclized by treatment with SOCl₂ then AlCl₃ in CH₂Cl₂. The corresponding aniline and the ortho substituted phenyl urea may be prepared using conditions outlined in scheme 2 and scheme 4.

Scheme 6

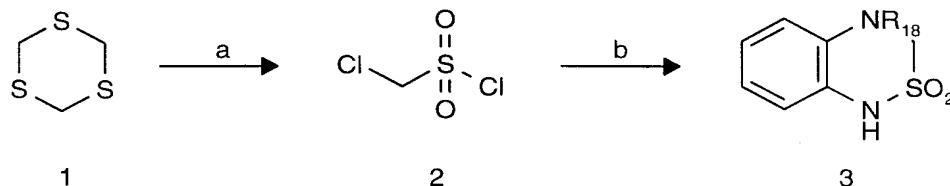


a) HOAc, Cl₂, H₂O b) 2-Aminophenol, Et₃N

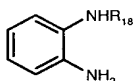
If the desired heterocycle 3-Scheme 6 is not available it can be synthesized from the corresponding commercially available amino phenol and chloromethyl sulfonyl chloride under basic conditions (such as triethyl amine or potassium carbonate). The corresponding aniline and the ortho substituted phenyl urea may be prepared using conditions outlined in scheme 2 and scheme 4. If substitution is desired on the sulfonamide ring it can be produced by alkylation of the compound 3-scheme-6 using standard conditions such as reaction with an alkyl halide in the presence of a base. The acidic nitrogen on compound 3-scheme-6 may have to be protected with a suitable protecting group such as an allyl, sulfonamide or BOM group.

Scheme 7

15



a) HOAc, Cl₂, H₂O b)



If the desired heterocycle 3-Scheme 7 is not available it can be synthesized from the corresponding commercially available phenylenediamine and chloromethyl sulfonyl chloride under basic conditions (such as triethyl amine or potassium carbonate). The corresponding aniline and the ortho substituted phenyl urea may be prepared using conditions outlined in scheme 2 and scheme 4. If substitution is desired on the sulfonamide ring it can be produced by alkylation of the compound 3-scheme-7 using standard conditions such as reaction with an alkyl halide in the presence of a base. The acidic nitrogen on compound 3-scheme-7 may have to be

protected with a suitable protecting group such as an allyl, sulfonamide or BOM group. In the case where R₁₈ is H the compound 3-scheme-7 can be oxidized to the imine using MnO₂.

5 SYNTHETIC EXAMPLES

The invention will now be described by reference to the following examples which are merely illustrative and are not to be construed as a limitation of the scope of the present invention. All temperatures are given in degrees centigrade, all solvents are highest available purity and all reactions run under anhydrous conditions in an argon atmosphere unless otherwise indicated.

In the Examples, all temperatures are in degrees Centigrade (°C). Mass spectra were performed upon a VG Zab mass spectrometer using fast atom bombardment, unless otherwise indicated. ¹H-NMR (hereinafter "NMR") spectra were recorded at 250 MHz using a Bruker AM 250 or Am 400 spectrometer. Multiplicities indicated are: s=singlet, d=doublet, t=triplet, q=quartet, m=multiplet and br indicates a broad signal. Sat. indicates a saturated solution, eq indicates the proportion of a molar equivalent of reagent relative to the principal reactant.

Example 1

20 Preparation of N-[8-(Sulfostyryl)]-N'-[2-bromophenyl] urea

a) Preparation of methyl chlorosulfonyl acetate

To a solution of sulfoacetic acid(10g, 71.4 mmol) in 30% benzene in methanol(100 ml), the anhydrous hydrogen chloride was passed through the solution for 4 hours. The solution was then heated to reflux temperature and water was collected in a Dean-Stark trap. After the distillate cleared to one phase the solution was stirred at reflux for 1 hour. Then it was cooled to room temperature and concentrated. The residue was dissolved in thionyl chloride(12.3 g, 71.4 mmol) and was stirred at 120 °C for 3 hours. Then all solvent evaporated to give desired product(11 g, 93.5%).¹H NMR (CDCl₃): δ 4.62 (s, 2H), 3.89 (s, 3H).

30 b) Preparation of methyl N-phenylsulfamoylacetate

To a solution of aniline (84.5 g, 910 mmol) in anhydrous ether (1 L), the methyl chlorosulfonyl acetate (74.7g, 433 mmol) was added dropwise at below 10 °C. The reaction mixture was stirred at room temperature for 20 hours and then filtered. The filtrate was concentrated and chromatography of the resulting solid on silica gel (50%Ethyl acetate/ Hexane) gave the desired product(64 g, 64 %). mp 76-78 °C.

c) Preparation of N-phenylsulfamoylactic acid

A solution of methyl N-phenylsulfonylacetate (17.9 g, 78.2 mmol) in 10 % sodium hydroxide (180 ml) was heated for 3 hours at refluxed temperature. The solution was cooled and acidified with 3N of hydrochloric acid. The resulting solid was extracted with chloroform and the combined the organic layer was dried (MgSO₄) and

5 concentrated to give the desired product (9.2 g, 55%). mp 113-115 °C.

d) Preparation of 4-keto-3,4-dihydrosulfostyryl

A mixture of N- phenylsulfamoylacetic acid (2.8 g, 13 mmol) and polyphosphoric acid (65 g) was heated to 125 °C and maintained at this temperature for 5 minutes with stirring. The resulting mixture was cooled and poured into 300 ml of ice water. A tan

10 solid precipitated, filtered to give desired product (1.9 g, 74 %). mp 192-193 °C.

e) Preparation of 4-keto-3,4-dihydrosulfostyryl, p-toluenesulfonylhydrazone

A mixture of 4-keto-3,4-dihydrosulfostyryl (11.3 g, 57.3 mmol), p-toluenesulfonylhydrazine (11.7 g, 63 mmol), alcohol (100 ml) and 3 drops of concentrated hydrochloric acid was heated at reflux for 3 hours. The resulting

15 mixture was concentrated to 40 ml and then poured into 400 ml of ice water. The gum which first separated slowly crystallized. The solid was filtered and recrystallized from alcohol-water to give desired product. mp 213-214 °C.

f) Preparation of sulfostyryl

To a solution of hydrazone (18.8 g, 51.5 mmol) in hot alcohol (600 ml), sodium methoxide (8.65 g, 155 mmol) was added. The reaction mixture was stirred at refluxed temperature for several minutes until precipitate was complete. Sufficient water was added to dissolve the solid, and the resulting brown solution was stirred at reflux for 20 hours. The solution was concentrated to a small volume then diluted with water. On acidification with concentrated hydrochloric acid a precipitate

25 separated and was filtered. The solid was extracted twice with boiling water, on cooling, a white solid precipitated and this was recrystallized from chloroform to give desired product. (4.5 g, 48.4%). mp 153-155 °C.

g) Preparation of 8-Nitrosulfostyryl

Sulfostyryl (1.0 g, 5.52 mmol) was dissolved in methylene chloride (40 ml) followed

30 by the addition of sodium nitrate (0.516 g, 6.1 mmol). The addition of sulfuric acid (1.1 ml/ 3M) is then made, followed by addition of a catalytic amount of sodium nitrite. The mixture is allowed to stir. After 24 hours, the reaction mixture is diluted with methylene chloride and extracted with water. The organic layer is dried over MgSO₄ and filtered. The solvent was evaporated and chromatography of the

35 resulting solid on silica gel (4%MeOH/ CH₂Cl₂) gave the desired product(260 mg, 21 %). EI-MS m/z 227 (M⁺).

h) Preparation of 8-Aminosulfostyryl

To the solution of 8-nitrosulfostyryl (130 mg, 0.57 mmol) in ethanol (10 ml), Tin (II) chloride (688 mg, 3.05 mmol) was added. The reaction mixture was stirred at refluxed temperature for 4 hours. Then was cooled to room temperature. The NaHCO₃ (aq) was added to pH= 7. Then was extracted with ethyl acetate (3x). The combined organic layer was dried over MgSO₄, filtered and concentrated under reduced pressure to give desired product (105 mg, 94%). EI-MS m/z 197 (M⁺).

i) N-[8-(Sulfostyryl)]-N'-[2-bromophenyl] urea

To a solution of 2-bromo phenyl isocyanate (26 mg, 0.13 mmol) in DMF (1.0 ml), the 8-aminosulfostyryl (24 mg, 0.12 mmol) was added. The reaction mixture was stirred at room temperature for 16 hours. Chromatography of the resulting liquid on silica gel (50%Ethyl acetate/Hexane) gave desired product (26 mg, 54%). EI-MS m/z 395 (M⁺).

15

Example 2Preparation of N-[8-(3,4-Dihydro-1H-2, 1-benzothiazine, 2,2-dioxide)]-N'-[2-bromophenyl] ureaa) Preparation of 8-Amino-(3,4-Dihydro-1H-2, 1-benzothiazine, 2,2-dioxide

To a solution of 8-nitrosulfostyryl (130 mg, 0.57 mmol) in ethanol(15 ml) and was added 10% Pd/C (130 mg). The mixture was flushed with argon, then the solution was stirred with a hydrogen atmosphere at balloon pressure for 2 hours. The mixture was filtered through celite and the celite was washed with ethanol. The solvent was evaporated to give the desired product(64 mg, 58 %). EI-MS m/z 199 (M⁺).

b) Preparation of N-[8-(3,4-Dihydro-1H-2, 1-benzothiazine, 2,2-dioxide)]-N'-[2-bromophenyl] urea

To a solution of 2-bromo phenyl isocyanate (74.8 mg, 0.37 mmol) in DMF (1.0 ml), the 8-amino-(3,4-Dihydro-1H-2, 1-benzothiazine, 2,2-dioxide (68 mg, 0.34 mmol) was added. The reaction mixture was stirred at room temperature for 16 hours. Chromatography of the resulting liquid on silica gel (50%Ethyl acetate/Hexane) gave desired product (80 mg, 58.8%). EI-MS m/z 397 (M⁺).

Using analagous methods to those indicated above, the following additional compounds may be synthesized:

Example 3 - N-[8-(4-Keto-3,4-dihydrosulfostyryl)]-N'(2-bromophenyl)urea; EI-MS m/z 408(M-H)⁻.

METHOD OF TREATMENT

The compounds of Formula (I), (II) or a pharmaceutically acceptable salt thereof can be used in the manufacture of a medicament for the prophylactic or therapeutic treatment of any disease state in a human, or other mammal, which is
5 exacerbated or caused by excessive or unregulated IL-8 cytokine production by such mammal's cell, such as but not limited to monocytes and/or macrophages, or other chemokines which bind to the IL-8 α or β receptor, also referred to as the type I or type II receptor.

For purposes herein, the term "a compound of Formula (I)" also represents
10 "compounds of Formula (II)", unless specifically indicated.

Accordingly, the present invention provides a method of treating a chemokine mediated disease, wherein the chemokine is one which binds to an IL-8 α or β receptor and which method comprises administering an effective amount of a compound of Formula (I) or a pharmaceutically acceptable salt thereof. In
15 particular, the chemokines are IL-8, GRO α , GRO β , GRO γ , NAP-2 or ENA-78.

The compounds of Formula (I) are administered in an amount sufficient to inhibit cytokine function, in particular IL-8, GRO α , GRO β , GRO γ , NAP-2 or ENA-78, such that they are biologically regulated down to normal levels of physiological function, or in some case to subnormal levels, so as to ameliorate the disease state.
20 Abnormal levels of IL-8, GRO α , GRO β , GRO γ , NAP-2 or ENA-78 for instance in the context of the present invention, constitute: (i) levels of free IL-8 greater than or equal to 1 picogram per mL; (ii) any cell associated IL-8, GRO α , GRO β , GRO γ , NAP-2 or ENA-78 above normal physiological levels; or (iii) the presence of IL-8, GRO α , GRO β , GRO γ , NAP-2 or ENA-78 above basal levels in cells or tissues in
25 which IL-8, GRO α , GRO β , GRO γ , NAP-2 or ENA-78 respectively, is produced.

There are many disease states in which excessive or unregulated IL-8 production is implicated in exacerbating and/or causing the disease. Chemokine mediated diseases include psoriasis, atopic dermatitis, arthritis, asthma, chronic
30 obstructive pulmonary disease, adult respiratory distress syndrome, inflammatory bowel disease, Crohn's disease, ulcerative colitis, stroke, septic shock, endotoxic shock, gram negative sepsis, toxic shock syndrome, cardiac and renal reperfusion injury, glomerulonephritis, thrombosis, graft vs. host reaction, Alzheimer's disease, allograft rejections, malaria, restinosis, angiogenesis or undesired hematopoietic
35 stem cells release.

These diseases are primarily characterized by massive neutrophil infiltration, T-cell infiltration, or neovascular growth, and are associated with increased IL-8, GRO α , GRO β , GRO γ , NAP-2 or ENA-78 production which is responsible for the chemotaxis of neutrophils into the inflammatory site or the directional growth of endothelial cells. In contrast to other inflammatory cytokines (IL-1, TNF, and IL-6), IL-8, GRO α , GRO β , GRO γ , NAP-2 or ENA-78 has the unique property of promoting neutrophil chemotaxis, enzyme release including but not limited to elastase release as well as superoxide production and activation. The α -chemokines but particularly, GRO α , GRO β , GRO γ , NAP-2 or ENA-78, working through the IL-8 type I or II receptor can promote the neovascularization of tumors by promoting the directional growth of endothelial cells. Therefore, the inhibition of IL-8 induced chemotaxis or activation would lead to a direct reduction in the neutrophil infiltration.

Recent evidence also implicates the role of chemokines in the treatment of HIV infections, Littleman *et al.*, Nature 381, pp. 661 (1996) and Koup *et al.*, Nature 381, pp. 667 (1996).

The present invention also provides for a means of treating, in an acute setting, as well as preventing, in those individuals deemed susceptible to, CNS injuries by the chemokine receptor antagonist compounds of Formula (I).

CNS injuries as defined herein include both open or penetrating head trauma, such as by surgery, or a closed head trauma injury, such as by an injury to the head region. Also included within this definition is ischemic stroke, particularly to the brain area.

Ischemic stroke may be defined as a focal neurologic disorder that results from insufficient blood supply to a particular brain area, usually as a consequence of an embolus, thrombi, or local atheromatous closure of the blood vessel. The role of inflammatory cytokines in this area has been emerging and the present invention provides a mean for the potential treatment of these injuries. Relatively little treatment, for an acute injury such as these has been available.

TNF- α is a cytokine with proinflammatory actions, including endothelial leukocyte adhesion molecule expression. Leukocytes infiltrate into ischemic brain lesions and hence compounds which inhibit or decrease levels of TNF would be useful for treatment of ischemic brain injury. See Liu *et al.*, Stroke, Vol. 25., No. 7, pp. 1481-88 (1994) whose disclosure is incorporated herein by reference.

Models of closed head injuries and treatment with mixed 5-LO/CO agents is discussed in Shohami *et al.*, J. of Vasc & Clinical Physiology and Pharmacology,

Vol. 3, No. 2, pp. 99-107 (1992) whose disclosure is incorporated herein by reference. Treatment which reduced edema formation was found to improve functional outcome in those animals treated.

5 The compounds of Formula (I) are administered in an amount sufficient to inhibit IL-8, binding to the IL-8 alpha or beta receptors, from binding to these receptors, such as evidenced by a reduction in neutrophil chemotaxis and activation. The discovery that the compounds of Formula (I) are inhibitors of IL-8 binding is based upon the effects of the compounds of Formulas (I) in the *in vitro* receptor binding assays which are described herein. The compounds of Formula (I) and (II)
10 have been shown to be inhibitors of type II IL-8 receptors.

As used herein, the term "IL-8 mediated disease or disease state" refers to any and all disease states in which IL-8, GRO α , GRO β , GRO γ , NAP-2 or ENA-78 plays a role, either by production of IL-8, GRO α , GRO β , GRO γ , NAP-2 or ENA-78
15 themselves, or by IL-8, GRO α , GRO β , GRO γ , NAP-2 or ENA-78 causing another monokine to be released, such as but not limited to IL-1, IL-6 or TNF. A disease state in which, for instance, IL-1 is a major component, and whose production or action, is exacerbated or secreted in response to IL-8, would therefore be considered a disease stated mediated by IL-8.
20

As used herein, the term "chemokine mediated disease or disease state" refers to any and all disease states in which a chemokine which binds to an IL-8 α or β receptor plays a role, such as but not limited to IL-8, GRO- α , GRO- β , GRO γ , NAP-2 or ENA-78. This would include a disease state in which, IL-8 plays a role, either
25 by production of IL-8 itself, or by IL-8 causing another monokine to be released, such as but not limited to IL-1, IL-6 or TNF. A disease state in which, for instance, IL-1 is a major component, and whose production or action, is exacerbated or secreted in response to IL-8, would therefore be considered a disease stated mediated by IL-8.
30

As used herein, the term "cytokine" refers to any secreted polypeptide that affects the functions of cells and is a molecule which modulates interactions between cells in the immune, inflammatory or hematopoietic response. A cytokine includes, but is not limited to, monokines and lymphokines, regardless of which cells produce
35 them. For instance, a monokine is generally referred to as being produced and secreted by a mononuclear cell, such as a macrophage and/or monocyte. Many other

cells however also produce monokines, such as natural killer cells, fibroblasts, basophils, neutrophils, endothelial cells, brain astrocytes, bone marrow stromal cells, epidermal keratinocytes and B-lymphocytes. Lymphokines are generally referred to as being produced by lymphocyte cells. Examples of cytokines include, but are not limited to, Interleukin-1 (IL-1), Interleukin-6 (IL-6), Interleukin-8 (IL-8), Tumor Necrosis Factor-alpha (TNF- α) and Tumor Necrosis Factor beta (TNF- β).

As used herein, the term "chemokine" refers to any secreted polypeptide that affects the functions of cells and is a molecule which modulates interactions between cells in the immune, inflammatory or hematopoietic response, similar to the term "cytokine" above. A chemokine is primarily secreted through cell transmembranes and causes chemotaxis and activation of specific white blood cells and leukocytes, neutrophils, monocytes, macrophages, T-cells, B-cells, endothelial cells and smooth muscle cells. Examples of chemokines include, but are not limited to, IL-8, GRO- α , GRO- β , GRO- γ , NAP-2, ENA-78, IP-10, MIP-1 α , MIP- β , PF4, and MCP 1, 2, and 3.

In order to use a compound of Formula (I) or a pharmaceutically acceptable salt thereof in therapy, it will normally be formulated into a pharmaceutical composition in accordance with standard pharmaceutical practice. This invention, therefore, also relates to a pharmaceutical composition comprising an effective, non-toxic amount of a compound of Formula (I) and a pharmaceutically acceptable carrier or diluent.

Compounds of Formula (I), pharmaceutically acceptable salts thereof and pharmaceutical compositions incorporating such may conveniently be administered by any of the routes conventionally used for drug administration, for instance, orally, topically, parenterally or by inhalation. The compounds of Formula (I) may be administered in conventional dosage forms prepared by combining a compound of Formula (I) with standard pharmaceutical carriers according to conventional procedures. The compounds of Formula (I) may also be administered in conventional dosages in combination with a known, second therapeutically active compound. These procedures may involve mixing, granulating and compressing or dissolving the ingredients as appropriate to the desired preparation. It will be appreciated that the form and character of the pharmaceutically acceptable carrier or diluent is dictated by the amount of active ingredient with which it is to be

combined, the route of administration and other well-known variables. The carrier(s) must be "acceptable" in the sense of being compatible with the other ingredients of the formulation and not deleterious to the recipient thereof.

5 The pharmaceutical carrier employed may be, for example, either a solid or liquid. Exemplary of solid carriers are lactose, terra alba, sucrose, talc, gelatin, agar, pectin, acacia, magnesium stearate, stearic acid and the like. Exemplary of liquid carriers are syrup, peanut oil, olive oil, water and the like. Similarly, the carrier or diluent may include time delay material well known to the art, such as glyceryl
10 mono-stearate or glyceryl distearate alone or with a wax.

A wide variety of pharmaceutical forms can be employed. Thus, if a solid carrier is used, the preparation can be tableted, placed in a hard gelatin capsule in powder or pellet form or in the form of a troche or lozenge. The amount of solid
15 carrier will vary widely but preferably will be from about 25mg. to about 1g. When a liquid carrier is used, the preparation will be in the form of a syrup, emulsion, soft gelatin capsule, sterile injectable liquid such as an ampule or nonaqueous liquid suspension.

20 Compounds of Formula (I) may be administered topically, that is by non-systemic administration. This includes the application of a compound of Formula (I) externally to the epidermis or the buccal cavity and the instillation of such a compound into the ear, eye and nose, such that the compound does not significantly enter the blood stream. In contrast, systemic administration refers to oral,
25 intravenous, intraperitoneal and intramuscular administration.

Formulations suitable for topical administration include liquid or semi-liquid preparations suitable for penetration through the skin to the site of inflammation such as liniments, lotions, creams, ointments or pastes, and drops suitable for
30 administration to the eye, ear or nose. The active ingredient may comprise, for topical administration, from 0.001% to 10% w/w, for instance from 1% to 2% by weight of the Formulation. It may however comprise as much as 10% w/w but preferably will comprise less than 5% w/w, more preferably from 0.1% to 1% w/w of the Formulation.

35

Lotions according to the present invention include those suitable for application to the skin or eye. An eye lotion may comprise a sterile aqueous solution optionally containing a bactericide and may be prepared by methods similar to those for the preparation of drops. Lotions or liniments for application to the skin may also
5 include an agent to hasten drying and to cool the skin, such as an alcohol or acetone, and/or a moisturizer such as glycerol or an oil such as castor oil or arachis oil.

Creams, ointments or pastes according to the present invention are semi-solid formulations of the active ingredient for external application. They may be made by
10 mixing the active ingredient in finely-divided or powdered form, alone or in solution or suspension in an aqueous or non-aqueous fluid, with the aid of suitable machinery, with a greasy or non-greasy base. The base may comprise hydrocarbons such as hard, soft or liquid paraffin, glycerol, beeswax, a metallic soap; a mucilage; an oil of natural origin such as almond, corn, arachis, castor or olive oil; wool fat or
15 its derivatives or a fatty acid such as steric or oleic acid together with an alcohol such as propylene glycol or a macrogel. The formulation may incorporate any suitable surface active agent such as an anionic, cationic or non-ionic surfactant such as a sorbitan ester or a polyoxyethylene derivative thereof. Suspending agents such as natural gums, cellulose derivatives or inorganic materials such as siliceous
20 silicas, and other ingredients such as lanolin, may also be included.

Drops according to the present invention may comprise sterile aqueous or oily solutions or suspensions and may be prepared by dissolving the active ingredient in a suitable aqueous solution of a bactericidal and/or fungicidal agent
25 and/or any other suitable preservative, and preferably including a surface active agent. The resulting solution may then be clarified by filtration, transferred to a suitable container which is then sealed and sterilized by autoclaving or maintaining at 98-100 °C. for half an hour. Alternatively, the solution may be sterilized by filtration and transferred to the container by an aseptic technique. Examples of
30 bactericidal and fungicidal agents suitable for inclusion in the drops are phenylmercuric nitrate or acetate (0.002%), benzalkonium chloride (0.01%) and chlorhexidine acetate (0.01%). Suitable solvents for the preparation of an oily solution include glycerol, diluted alcohol and propylene glycol.

35 Compounds of formula (I) may be administered parenterally, that is by intravenous, intramuscular, subcutaneous intranasal, intrarectal, intravaginal or

intraperitoneal administration. The subcutaneous and intramuscular forms of parenteral administration are generally preferred. Appropriate dosage forms for such administration may be prepared by conventional techniques. Compounds of Formula (I) may also be administered by inhalation, that is by intranasal and oral
5 inhalation administration. Appropriate dosage forms for such administration, such as an aerosol formulation or a metered dose inhaler, may be prepared by conventional techniques.

For all methods of use disclosed herein for the compounds of Formula (I),
10 and (II) the daily oral dosage regimen will preferably be from about 0.01 to about 80 mg/kg of total body weight. The daily parenteral dosage regimen about 0.001 to about 80 mg/kg of total body weight. The daily topical dosage regimen will preferably be from 0.1 mg to 150 mg, administered one to four, preferably two or three times daily. The daily inhalation dosage regimen will preferably be from about
15 0.01 mg/kg to about 1 mg/kg per day. It will also be recognized by one of skill in the art that the optimal quantity and spacing of individual dosages of a compound of Formula (I) or a pharmaceutically acceptable salt thereof will be determined by the nature and extent of the condition being treated, the form, route and site of administration, and the particular patient being treated, and that such optimums can
20 be determined by conventional techniques. It will also be appreciated by one of skill in the art that the optimal course of treatment, i.e., the number of doses of a compound of Formula (I) or a pharmaceutically acceptable salt thereof given per day for a defined number of days, can be ascertained by those skilled in the art using conventional course of treatment determination tests.

25

The invention will now be described by reference to the following biological examples which are merely illustrative and are not to be construed as a limitation of the scope of the present invention.

30 BIOLOGICAL EXAMPLES

The IL-8, and Gro- α chemokine inhibitory effects of compounds of the present invention are determined by the following *in vitro* assay:

Receptor Binding Assays:

[¹²⁵I] IL-8 (human recombinant) is obtained from Amersham Corp.,
35 Arlington Heights, IL, with specific activity 2000 Ci/mmol. Gro- α is obtained from NEN- New England Nuclear. All other chemicals are of analytical grade. High

levels of recombinant human IL-8 type α and β receptors were individually expressed in Chinese hamster ovary cells as described previously (Holmes, *et al.*, *Science*, **1991**, 253, 1278). The Chinese hamster ovary membranes were homogenized according to a previously described protocol (Haour, *et al.*, *J Biol Chem.*, 249 pp 2195-2205 (1974)). Except that the homogenization buffer is changed to 10mM Tris-HCL, 1mM MgSO₄, 0.5mM EDTA (ethylene-diaminetetraacetic acid), 1mMPMSF (α -toluenesulphonyl fluoride), 0.5 mg/L Leupeptin, pH 7.5. Membrane protein concentration is determined using Pierce Co. micro-assay kit using bovine serum albumin as a standard. All assays are performed in a 96-well micro plate format. Each reaction mixture contains ¹²⁵I IL-8 (0.25 nM) or ¹²⁵I Gro- α and 0.5 μ g/mL of IL-8R α or 1.0 μ g/mL of IL-8R β membranes in 20 mM Bis-Trispropane and 0.4 mM Tris HCl buffers, pH 8.0, containing 1.2 mM MgSO₄, 0.1 mM EDTA, 25 mM NaCl and 0.03% CHAPS. In addition, drug or compound of interest is added which has been pre-dissolved in DMSO so as to reach a final concentration of between 0.01nM and 100 μ M. The assay is initiated by addition of ¹²⁵I-IL-8. After 1 hour at room temperature the plate is harvested using a Tomtec 96-well harvester onto a glass fiber filtermat blocked with 1% polyethylenimine/0.5% BSA and washed 3 times with 25 mM NaCl, 10 mM TrisHCl, 1 mM MgSO₄, 0.5 mM EDTA, 0.03 % CHAPS, pH 7.4. The filter is then dried and counted on the Betaplate liquid scintillation counter. The recombinant IL-8 R α , or Type I, receptor is also referred to herein as the non-permissive receptor and the recombinant IL-8 R β , or Type II, receptor is referred to as the permissive receptor.

Representative compounds of Formula (I), Examples 2 and 3, and of Formula (II), Example 1, have exhibited positive inhibitory activity in this assay at IC₅₀ levels < 30 μ m.

Chemotaxis Assay :

The *in vitro* inhibitory properties of these compounds are determined in the neutrophil chemotaxis assay as described in Current Protocols in Immunology, vol. I, Suppl 1, Unit 6.12.3., whose disclosure is incorporated herein by reference in its entirety. Neutrophils were isolated from human blood as described in Current Protocols in Immunology Vol. I, Suppl 1 Unit 7.23.1, whose disclosure is incorporated herein by reference in its entirety. The chemoattractants IL-8, GRO- α , GRO- β , GRO- γ and NAP-2 are placed in the bottom chamber of a 48 multiwell chamber (Neuro Probe, Cabin John, MD) at a concentration between 0.1 and 100 nM. The two chambers are separated by a 5 μ m polycarbonate filter. When

compounds of this invention are tested, they are mixed with the cells (0.001 - 1000 nM) just prior to the addition of the cells to the upper chamber. Incubation is allowed to proceed for between about 45 and 90 min. at about 37°C in a humidified incubator with 5% CO₂. At the end of the incubation period, the polycarbonate

5 membrane is removed and the top side washed, the membrane then stained using the Diff Quick staining protocol (Baxter Products, McGaw Park, IL, USA). Cells which have chemotaxed to the chemokine are visually counted using a microscope. Generally, four fields are counted for each sample, these numbers are averaged to give the average number of cells which had migrated. Each sample is tested in

10 triplicate and each compound repeated at least four times. To certain cells (positive control cells) no compound is added, these cells represent the maximum chemotactic response of the cells. In the case where a negative control (unstimulated) is desired, no chemokine is added to the bottom chamber. The difference between the positive control and the negative control represents the chemotactic activity of the cells.

15

Elastase Release Assay:

The compounds of this invention are tested for their ability to prevent Elastase release from human neutrophils. Neutrophils are isolated from human blood as described in Current Protocols in Immunology Vol. I, Suppl 1 Unit 7.23.1.

20 PMNs 0.88×10^6 cells suspended in Ringer's Solution (NaCl 118, KCl 4.56, NaHCO₃ 25, KH₂PO₄ 1.03, Glucose 11.1, HEPES 5 mM, pH 7.4) are placed in each well of a 96 well plate in a volume of 50 ul. To this plate is added the test compound (0.001 - 1000 nM) in a volume of 50 ul, Cytochalasin B in a volume of 50 ul (20ug/ml) and Ringers buffer in a volume of 50 ul. These cells are allowed to

25 warm (37 °C, 5% CO₂, 95% RH) for 5 min. before IL-8, GRO α , GRO β , GRO γ or NAP-2 at a final concentration of 0.01 - 1000 nM was added. The reaction is allowed to proceed for 45 min. before the 96 well plate is centrifuged (800 xg 5 min.) and 100 ul of the supernatant removed. This supernatant is added to a second

30 96 well plate followed by an artificial elastase substrate (MeOSuc-Ala-Ala-Pro-Val-AMC, Nova Biochem, La Jolla, CA) to a final concentration of 6 ug/ml dissolved in phosphate buffered saline. Immediately, the plate is placed in a fluorescent 96 well plate reader (Cytofluor 2350, Millipore, Bedford, MA) and data collected at 3 min. intervals according to the method of Nakajima et al J. Biol. Chem. 254 4027 (1979). The amount of Elastase released from the PMNs is calculated by measuring the rate

35 of MeOSuc-Ala-Ala-Pro-Val-AMC degradation.

TNF- α in Traumatic Brain Injury Assay

The present assay provides for examination of the expression of tumor necrosis factor mRNA in specific brain regions which follow experimentally induced lateral fluid-percussion traumatic brain injury (TBI) in rats. Adult Sprague-Dawley rats (n=42) were anesthetized with sodium pentobarbital (60 mg/kg, i.p.) and subjected to lateral fluid-percussion brain injury of moderate severity (2.4 atm.) centered over the left temporoparietal cortex (n=18), or "sham" treatment (anesthesia and surgery without injury, n=18). Animals are sacrificed by decapitation at 1, 6 and 24 hr. post injury, brains removed, and tissue samples of left (injured) parietal cortex (LC), corresponding area in the contralateral right cortex (RC), cortex adjacent to injured parietal cortex (LA), corresponding adjacent area in the right cortex (RA), left hippocampus (LH) and right hippocampus (RH) are prepared. Total RNA was isolated and Northern blot hybridization is performed and quantitated relative to an TNF- α positive control RNA (macrophage = 100%). A marked increase of TNF- α mRNA expression is observed in LH (104 \pm 17% of positive control, p < 0.05 compared with sham), LC (105 \pm 21%, p < 0.05) and LA (69 \pm 8%, p < 0.01) in the traumatized hemisphere 1 hr. following injury. An increased TNF- α mRNA expression is also observed in LH (46 \pm 8%, p < 0.05), LC (30 \pm 3%, p < 0.01) and LA (32 \pm 3%, p < 0.01) at 6 hr. which resolves by 24 hr. following injury. In the contralateral hemisphere, expression of TNF- α mRNA is increased in RH (46 \pm 2%, p < 0.01), RC (4 \pm 3%) and RA (22 \pm 8%) at 1 hr. and in RH (28 \pm 11%), RC (7 \pm 5%) and RA (26 \pm 6%, p < 0.05) at 6 hr. but not at 24 hr. following injury. In sham (surgery without injury) or naive animals, no consistent changes in expression of TNF- α mRNA are observed in any of the 6 brain areas in either hemisphere at any times. These results indicate that following parasagittal fluid-percussion brain injury, the temporal expression of TNF- α mRNA is altered in specific brain regions, including those of the non-traumatized hemisphere. Since TNF- α is able to induce nerve growth factor (NGF) and stimulate the release of other cytokines from activated astrocytes, this post-traumatic alteration in gene expression of TNF- α plays an important role in both the acute and regenerative response to CNS trauma.

30

CNS Injury model for IL- β mRNA

This assay characterizes the regional expression of interleukin-1 β (IL-1 β) mRNA in specific brain regions following experimental lateral fluid-percussion traumatic brain injury (TBI) in rats. Adult Sprague-Dawley rats (n=42) are anesthetized with sodium pentobarbital (60 mg/kg, i.p.) and subjected to lateral fluid-percussion brain injury of moderate severity (2.4 atm.) centered over the left

35

temporoparietal cortex (n=18), or "sham" treatment (anesthesia and surgery without injury). Animals are sacrificed at 1, 6 and 24 hr. post injury, brains removed, and tissue samples of left (injured) parietal cortex (LC), corresponding area in the contralateral right cortex (RC), cortex adjacent to injured parietal cortex (LA),
5 corresponding adjacent area in the right cortex (RA), left hippocampus (LH) and right hippocampus (RH) are prepared. Total RNA is isolated and Northern blot hybridization was performed and the quantity of brain tissue IL-1 β mRNA is presented as percent relative radioactivity of IL-1 β positive macrophage RNA which was loaded on same gel. At 1 hr. following brain injury, a marked and significant
10 increase in expression of IL-1 β mRNA is observed in LC (20.0 \pm 0.7% of positive control, n=6, p < 0.05 compared with sham animal), LH (24.5 \pm 0.9%, p < 0.05) and LA (21.5 \pm 3.1%, p < 0.05) in the injured hemisphere, which remained elevated up to 6 hr. post injury in the LC (4.0 \pm 0.4%, n=6, p < 0.05) and LH (5.0 \pm 1.3%, p < 0.05). In sham or naive animals, no expression of IL-1 β mRNA is observed in any of the
15 respective brain areas. These results indicate that following TBI, the temporal expression of IL-1 β mRNA is regionally stimulated in specific brain regions. These regional changes in cytokines, such as IL-1 β play a role in the post-traumatic.

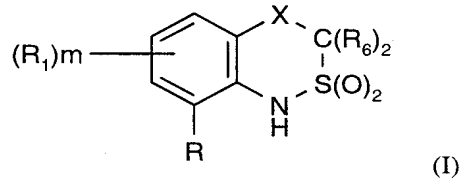
All publications, including but not limited to patents and patent applications,
20 cited in this specification are herein incorporated by reference as if each individual publication were specifically and individually indicated to be incorporated by reference herein as though fully set forth.

The above description fully discloses the invention including preferred
25 embodiments thereof. Modifications and improvements of the embodiments specifically disclosed herein are within the scope of the following claims. Without further elaboration, it is believed that one skilled in the art can, using the preceding description, utilize the present invention to its fullest extent. Therefore the Examples herein are to be construed as merely illustrative and not a limitation of the
30 scope of the present invention in any way. The embodiments of the invention in which an exclusive property or privilege is claimed are defined as follows.

What is Claimed Is:

1. A compound of the formula:

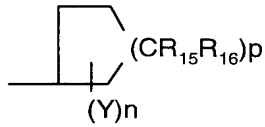
5



wherein

R is -NH-C(X₁)-NH-(CR₁₃R₁₄)_v-Z;

X₁ is oxygen or sulfur;



10 Z is W, HET, $(Y)_n$, an optionally substituted C₁₋₁₀ alkyl, an optionally substituted C₂₋₁₀ alkenyl, or an optionally substituted C₂₋₁₀ alkynyl; X is N-R₁₈, O, C(O) or C(R₁₉)₂;

R₁ is independently selected from hydrogen, halogen, nitro, cyano, halosubstituted C₁₋₁₀ alkyl, C₁₋₁₀ alkyl, C₂₋₁₀ alkenyl, C₁₋₁₀ alkoxy, halosubstituted C₁₋₁₀ alkoxy, (CR₈R₈)_q S(O)_tR₄, hydroxy, hydroxy C₁₋₄alkyl, aryl, aryl C₁₋₄ alkyl, aryloxy, aryl C₁₋₄ alkyloxy, heteroaryl, heteroarylalkyl, heterocyclic, heterocyclic C₁₋₄alkyl, heteroaryl C₁₋₄ alkyloxy, aryl C₂₋₁₀ alkenyl, heteroaryl C₂₋₁₀ alkenyl, heterocyclic C₂₋₁₀ alkenyl, (CR₈R₈)_qNR₄R₅, C₂₋₁₀ alkenyl C(O)NR₄R₅, (CR₈R₈)_q C(O)NR₄R₅, (CR₈R₈)_q C(O)NR₄R₁₀, S(O)₃R₈, (CR₈R₈)_q C(O)R₁₁, C₂₋₁₀ alkenyl C(O)R₁₁, C₂₋₁₀ alkenyl C(O)OR₁₁, C(O)R₁₁, (CR₈R₈)_q C(O)OR₁₂, (CR₈R₈)_q OC(O)R₁₁, (CR₈R₈)_q NR₄C(O)R₁₁, (CR₈R₈)_qC(NR₄)NR₄R₅, (CR₈R₈)_q NR₄C(NR₅)R₁₁, (CR₈R₈)_q NHS(O)₂R₁₇, or (CR₈R₈)_q S(O)₂NR₄R₅; or two R₁ moieties together may form O-(CH₂)_s-O or a 5 to 6 membered saturated or unsaturated ring; and wherein the aryl, heteroaryl, and heterocyclic containing moieties may all be optionally substituted;

n is an integer having a value of 1 to 3;
 m is an integer having a value of 1 to 3;
 p is an integer having a value of 1 to 3;
 30 q is 0, or an integer having a value of 1 to 10;
 s is an integer having a value of 1 to 3;

- t is 0, or an integer having a value of 1 or 2;
v is 0, or an integer having a value of 1 to 4;
HET is an optionally substituted heteroaryl;
R₄ and R₅ are independently hydrogen, optionally substituted C₁₋₄ alkyl, optionally substituted aryl, optionally substituted aryl C₁₋₄alkyl, optionally substituted heteroaryl, optionally substituted heteroaryl C₁₋₄alkyl, heterocyclic, heterocyclic C₁₋₄ alkyl, or R₄ and R₅ together with the nitrogen to which they are attached form a 5 to 7 member ring which may optionally comprise an additional heteroatom selected from O/N/S;
- 5 R₆ is independently hydrogen, halogen, C₁₋₁₀ alkoxy, optionally substituted C₁₋₄ alkyl, halosubstituted C₁₋₄ alkyl, optionally substituted aryl, optionally substituted aryl C₁₋₄alkyl, optionally substituted heteroaryl, optionally substituted heteroaryl C₁₋₄alkyl, optionally substituted heterocyclic, optionally substituted heterocyclic C₁₋₄ alkyl
- 15 Y is independently selected from hydrogen, halogen, nitro, cyano, halosubstituted C₁₋₁₀ alkyl, C₁₋₁₀ alkyl, C₂₋₁₀ alkenyl, C₁₋₁₀ alkoxy, halosubstituted C₁₋₁₀ alkoxy, (CR₈R₈)_q S(O)_tR₄, hydroxy, hydroxyC₁₋₄alkyl, aryl, aryl C₁₋₄ alkyl, aryloxy, arylC₁₋₄ alkyloxy, heteroaryl, heteroarylalkyl, heteroaryl C₁₋₄ alkyloxy, heterocyclic, heterocyclic C₁₋₄alkyl, aryl C₂₋₁₀ alkenyl, heteroaryl C₂₋₁₀ alkenyl, heterocyclic C₂₋₁₀ alkenyl, (CR₈R₈)_q NR₄R₅, C₂₋₁₀ alkenyl C(O)NR₄R₅, (CR₈R₈)_q C(O)NR₄R₅, (CR₈R₈)_q C(O)NR₄R₁₀, S(O)₃R₈; (CR₈R₈)_q C(O)R₁₁, C₂₋₁₀ alkenyl C(O)R₁₁, C₂₋₁₀ alkenyl C(O)OR₁₁, (CR₈R₈)_q C(O)OR₁₂, (CR₈R₈)_q OC(O) R₁₁, (CR₈R₈)_q NR₄C(O)R₁₁, (CR₈R₈)_qC(NR₄)NR₄R₅, (CR₈R₈)_q NR₄C(NR₅)R₁₁, (CR₈R₈)_q NHS(O)₂R_a, or (CR₈R₈)_q S(O)₂NR₄R₅; or two Y moieties together may form O-(CH₂)_sO or a 5 to 6 membered saturated or unsaturated ring; and wherein the aryl, heteroaryl, and heterocyclic containing moieties may all be optionally substituted;
- 20 R₈ is hydrogen or C₁₋₄ alkyl;
- 30 R₁₀ is C₁₋₁₀ alkyl C(O)₂R₈;
- R₁₁ is hydrogen, C₁₋₄ alkyl, optionally substituted aryl, optionally substituted aryl C₁₋₄alkyl, optionally substituted heteroaryl, optionally substituted heteroarylC₁₋₄alkyl, optionally substituted heterocyclic, or optionally substituted heterocyclicC₁₋₄alkyl;
- 35 R₁₂ is hydrogen, C₁₋₁₀ alkyl, optionally substituted aryl or optionally substituted arylalkyl;

R₁₃ and R₁₄ are independently hydrogen, optionally substituted C₁₋₄ alkyl, or one of R₁₃ and R₁₄ may be optionally substituted aryl;

R₁₇ is C₁₋₄ alkyl, optionally substituted aryl, optionally substituted aryl C₁₋₄alkyl, optionally substituted heteroaryl, optionally substituted heteroarylC₁₋₄alkyl,

5 optionally substituted heterocyclic, or optionally substituted heterocyclicC₁₋₄alkyl;

R₁₈ is hydrogen, optionally substituted C₁₋₁₀ alkyl, C₁₋₁₀ alkoxy, halosubstituted C₁₋₁₀ alkoxy, hydroxy, arylC₁₋₄ alkyl, arylC₂₋₄ alkenyl, heteroaryl, heteroaryl-C₁₋₄alkyl, heteroarylC₂₋₄ alkenyl, heterocyclic, or heterocyclicC₁₋₄ alkyl,

10 wherein the aryl, heteroaryl and heterocyclic containing moieties may all be optionally substituted;

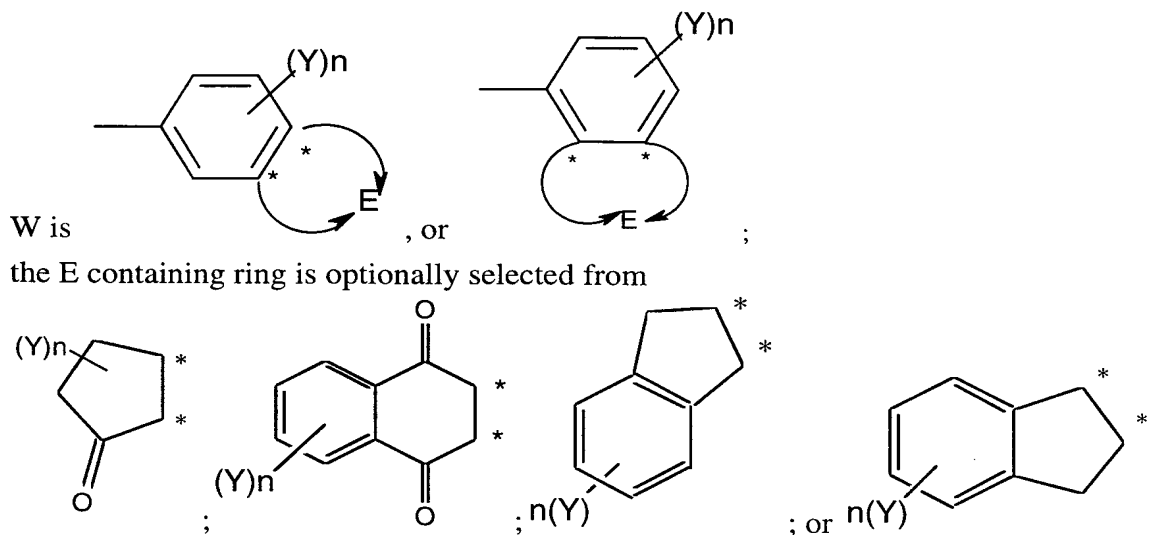
R₁₉ is independently hydrogen, halogen, C₁₋₁₀ alkyl, NR₄R₅, C₁₋₁₀ alkyl-NR₄R₅,

C(O)NR₄R₅, optionally substituted C₁₋₁₀ alkyl, halosubstituted C₁₋₁₀ alkyl, C₁₋₁₀ alkoxy, halosubstituted C₁₋₁₀ alkoxy, hydroxy, aryl, aryl C₁₋₄ alkyl,

15 aryloxy, aryl C₁₋₄ alkyloxy, heteroaryl, heteroarylalkyl, heterocyclic, heterocyclic C₁₋₄alkyl, or heteroaryl C₁₋₄ alkyloxy;

R_a is NR₄R₅, alkyl, arylC₁₋₄ alkyl, arylC₂₋₄ alkenyl, heteroaryl, heteroaryl-C₁₋₄alkyl, heteroarylC₂₋₄ alkenyl, heterocyclic, or heterocyclicC₁₋₄ alkyl; and

20 wherein the aryl, heteroaryl and heterocyclic containing moieties may all be optionally substituted;

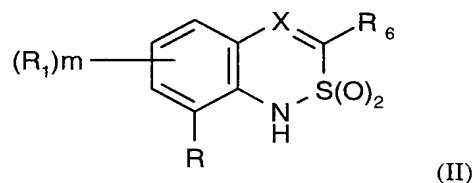


25 the asterisk * denoting point of attachment of the ring; or a pharmaceutically acceptable salt thereof.

2. The compound according to Claim 1 wherein R₁ is halogen, cyano, nitro, CF₃, C(O)NR₄R₅, alkenyl C(O)NR₄R₅, C(O)R₄R₁₀, alkenyl C(O)OR₁₂, heteroaryl, heteroarylalkyl, heteroaryl alkenyl, or S(O)NR₄R₅.
- 5 3. The compound according to Claim 1 wherein X is N-R₁₈.
4. The compound according to Claim 1 wherein X is C(O).
5. The compound according to Claim 1 wherein X is O.
- 10 6. The compound according to Claim 1 wherein X is C(R₁₉)₂.
7. The compound according to any of Claims 1 to 6 wherein Z is W..
- 15 8. The compound according to Claim 7 wherein Y is halogen, C₁₋₄ alkoxy, optionally substituted aryl, optionally substituted arylalkoxy, methylene dioxy, NR₄R₅, thioC₁₋₄alkyl, thioaryl, halosubstituted alkoxy, optionally substituted C₁₋₄alkyl, or hydroxy alkyl.
- 20 9. The compound according to Claim 1 which is:
N-[8-(3,4-Dihydro-1H-2, 1-benzothiazine, 2,2-dioxide)]-N'-[2-bromophenyl] urea;
N-[8-(4-Keto-3,4-dihydrosulfostyryl)]-N'(2-bromophenyl)urea;
or a pharmaceutically acceptable salt thereof.
- 25 10. A pharmaceutical composition comprising a compound according to Claim 1, and a pharmaceutically acceptable carrier or diluent.
11. A method of treating a chemokine mediated disease in a mammal in need thereof, wherein the chemokine binds to an IL-8 α or β receptor, which method
30 comprises administering to said mammal an effective amount of a compound according to any of Claims 1 to 9.
12. The method according to Claim 11 wherein the mammal is afflicted with a chemokine mediated disease selected from psoriasis, atopic dermatitis, asthma,
35 chronic obstructive pulmonary disease, adult respiratory distress syndrome, arthritis, inflammatory bowel disease, Crohn's disease, ulcerative colitis, septic shock,

endotoxic shock, gram negative sepsis, toxic shock syndrome, stroke, cardiac and renal reperfusion injury, glomerulonephritis, thrombosis, Alzheimer's disease, graft vs. host reaction, or allograft rejections.

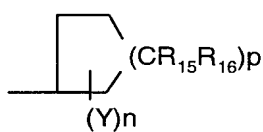
5 14. A compound of the formula:



wherein

R is -NH -C(X₁)-NH- (CR₁₃R₁₄)_v - Z;

X₁ is oxygen or sulfur;



10 Z is W, HET, (Y)ⁿ, an optionally substituted C₁₋₁₀ alkyl, an optionally substituted C₂₋₁₀ alkenyl, or an optionally substituted C₂₋₁₀ alkynyl; X is N, or CR₆;

R₁ is independently selected from hydrogen, halogen, nitro, cyano, halosubstituted C₁₋₁₀ alkyl, C₁₋₁₀ alkyl, C₂₋₁₀ alkenyl, C₁₋₁₀ alkoxy, halosubstituted C₁₋₁₀ alkoxy, (CR₈R₈)_q S(O)_tR₄, hydroxy, hydroxy C₁₋₄alkyl, aryl, aryl C₁₋₄ alkyl, aryloxy, aryl C₁₋₄ alkyloxy, heteroaryl, heteroarylalkyl, heterocyclic, heterocyclic C₁₋₄alkyl, heteroaryl C₁₋₄ alkyloxy, aryl C₂₋₁₀ alkenyl, heteroaryl C₂₋₁₀ alkenyl, heterocyclic C₂₋₁₀ alkenyl, (CR₈R₈)_qNR₄R₅, C₂₋₁₀ alkenyl C(O)NR₄R₅, (CR₈R₈)_q C(O)NR₄R₅, (CR₈R₈)_q C(O)NR₄R₁₀, S(O)₃R₈, (CR₈R₈)_q C(O)R₁₁, C₂₋₁₀ alkenyl C(O)R₁₁, C₂₋₁₀ alkenyl C(O)OR₁₁, C(O)R₁₁, (CR₈R₈)_q C(O)OR₁₂, (CR₈R₈)_q OC(O) R₁₁, (CR₈R₈)_q NR₄C(O)R₁₁, (CR₈R₈)_qC(NR₄)NR₄R₅, (CR₈R₈)_q NR₄C(NR₅)R₁₁, (CR₈R₈)_q NHS(O)₂R₁₇, or (CR₈R₈)_q S(O)₂NR₄R₅; or two R₁ moieties together may form O-(CH₂)_sO or a 5 to 6 membered saturated or unsaturated ring; and wherein the aryl, heteroaryl, and heterocyclic containing moieties may all be optionally substituted;

n is an integer having a value of 1 to 3;

m is an integer having a value of 1 to 3;

p is an integer having a value of 1 to 3;

30 q is 0, or an integer having a value of 1 to 10;

s is an integer having a value of 1 to 3;

t is 0, or an integer having a value of 1 or 2;

v is 0, or an integer having a value of 1 to 4;

HET is an optionally substituted heteroaryl;

5 R₄ and R₅ are independently hydrogen, optionally substituted C₁₋₄ alkyl, optionally substituted aryl, optionally substituted aryl C₁₋₄alkyl, optionally substituted heteroaryl, optionally substituted heteroaryl C₁₋₄alkyl, heterocyclic, heterocyclic C₁₋₄ alkyl, or R₄ and R₅ together with the nitrogen to which they are attached form a 5 to 7 member ring which may optionally comprise an additional heteroatom selected from O/N/S;

10 R₆ is hydrogen, halogen, C₁₋₁₀ alkoxy, optionally substituted C₁₋₄ alkyl, halosubstituted C₁₋₄ alkyl, optionally substituted aryl, optionally substituted aryl C₁₋₄alkyl, optionally substituted heteroaryl, optionally substituted heteroaryl C₁₋₄alkyl, optionally substituted heterocyclic, optionally substituted heterocyclic C₁₋₄ alkyl;

15 Y is independently selected from hydrogen, halogen, nitro, cyano, halosubstituted C₁₋₁₀ alkyl, C₁₋₁₀ alkyl, C₂₋₁₀ alkenyl, C₁₋₁₀ alkoxy, halosubstituted C₁₋₁₀ alkoxy, (CR₈R₈)_q S(O)_tR₄, hydroxy, hydroxyC₁₋₄alkyl, aryl, aryl C₁₋₄ alkyl, aryloxy, arylC₁₋₄ alkyloxy, heteroaryl, heteroarylalkyl, heteroaryl C₁₋₄ alkyloxy, heterocyclic, heterocyclic C₁₋₄alkyl, aryl C₂₋₁₀ alkenyl, heteroaryl C₂₋₁₀ alkenyl, heterocyclic C₂₋₁₀ alkenyl, (CR₈R₈)_q NR₄R₅, C₂₋₁₀ alkenyl C(O)NR₄R₅, (CR₈R₈)_q C(O)NR₄R₅, (CR₈R₈)_q C(O)NR₄R₁₀, S(O)₃R₈, (CR₈R₈)_q C(O)R₁₁, C₂₋₁₀ alkenyl C(O)R₁₁, C₂₋₁₀ alkenyl C(O)OR₁₁, (CR₈R₈)_q C(O)OR₁₂, (CR₈R₈)_q OC(O) R₁₁, (CR₈R₈)_q NR₄C(O)R₁₁, (CR₈R₈)_qC(NR₄)NR₄R₅, (CR₈R₈)_q NR₄C(NR₅)R₁₁, (CR₈R₈)_q NHS(O)₂R_a,
 20 or (CR₈R₈)_q S(O)₂NR₄R₅; or two Y moieties together may form O-(CH₂)_sO or a 5 to 6 membered saturated or unsaturated ring; and wherein the aryl, heteroaryl, and heterocyclic containing moieties may all be optionally substituted;

R₈ is hydrogen or C₁₋₄ alkyl;

30 R₁₀ is C₁₋₁₀ alkyl C(O)₂R₈;

R₁₁ is hydrogen, C₁₋₄ alkyl, optionally substituted aryl, optionally substituted aryl C₁₋₄alkyl, optionally substituted heteroaryl, optionally substituted heteroarylC₁₋₄alkyl, optionally substituted heterocyclic, or optionally substituted heterocyclicC₁₋₄alkyl;

35 R₁₂ is hydrogen, C₁₋₁₀ alkyl, optionally substituted aryl or optionally substituted arylalkyl;

R₁₃ and R₁₄ are independently hydrogen, optionally substituted C₁₋₄ alkyl, or one of R₁₃ and R₁₄ may be optionally substituted aryl;

R₁₇ is C₁₋₄ alkyl, optionally substituted aryl, optionally substituted aryl C₁₋₄alkyl, optionally substituted heteroaryl, optionally substituted heteroarylC₁₋₄alkyl,

5 optionally substituted heterocyclic, or optionally substituted heterocyclicC₁₋₄alkyl;

R₁₈ is hydrogen, optionally substituted C₁₋₁₀ alkyl, C₁₋₁₀ alkoxy, halosubstituted C₁₋₁₀ alkoxy, hydroxy, arylC₁₋₄ alkyl, arylC₂₋₄ alkenyl, heteroaryl, heteroaryl-C₁₋₄alkyl, heteroarylC₂₋₄ alkenyl, heterocyclic, or heterocyclicC₁₋₄ alkyl,

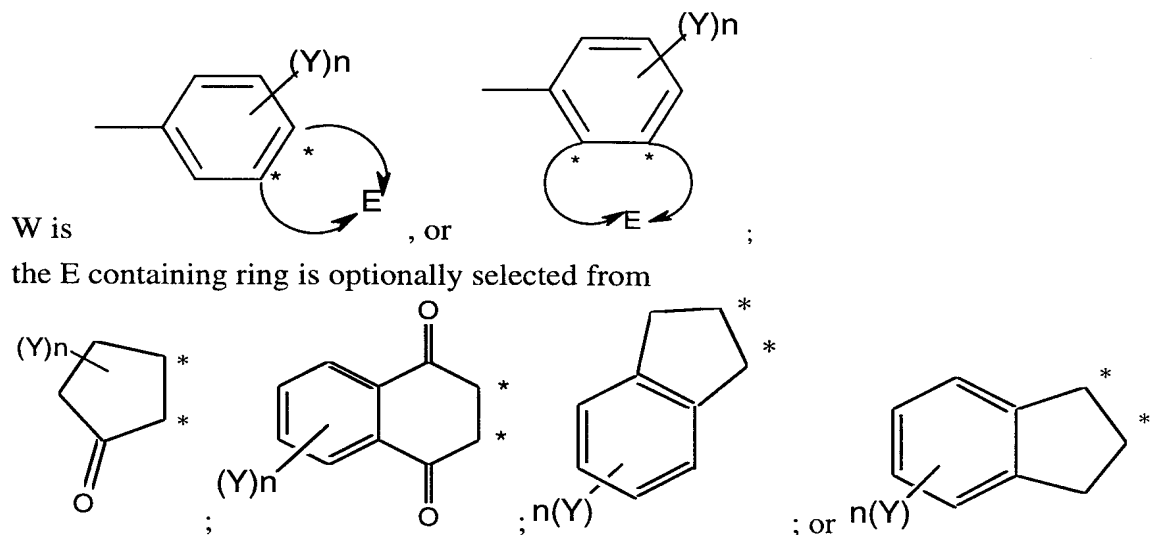
10 wherein the aryl, heteroaryl and heterocyclic containing moieties may all be optionally substituted;

R₁₉ is independently hydrogen, halogen, C₁₋₁₀ alkyl, NR₄R₅, C₁₋₁₀ alkyl-NR₄R₅, C(O)NR₄R₅, optionally substituted C₁₋₁₀ alkyl, C₁₋₁₀ alkoxy, halosubstituted C₁₋₁₀ alkoxy, hydroxy, aryl, aryl C₁₋₄ alkyl, aryloxy, aryl C₁₋₄ alkyloxy,

15 heteroaryl, heteroarylalkyl, heterocyclic, heterocyclic C₁₋₄alkyl, or heteroaryl C₁₋₄ alkyloxy;

R_a is NR₄R₅, alkyl, arylC₁₋₄ alkyl, arylC₂₋₄ alkenyl, heteroaryl, heteroaryl-C₁₋₄alkyl, heteroarylC₂₋₄ alkenyl, heterocyclic, or heterocyclicC₁₋₄ alkyl; and

20 wherein the aryl, heteroaryl and heterocyclic containing moieties may all be optionally substituted;



25 the asterix * denoting point of attachment of the ring; or a pharmaceutically acceptable salt thereof.

15. The compound according to Claim 14 wherein R₁ is halogen, cyano, nitro, CF₃, C(O)NR₄R₅, alkenyl C(O)NR₄R₅, C(O)R₄R₁₀, alkenyl C(O)OR₁₂, heteroaryl, heteroarylalkyl, heteroaryl alkenyl, or S(O)NR₄R₅.
- 5 16. The compound according to Claim 14 wherein X is N.
17. The compound according to Claim 14 wherein X is C-R₆.
18. The compound according to Claim 17 wherein R₆ is hydrogen.
- 10 19. The compound according to any of Claims 14 to 18 wherein Z is W.
20. The compound according to Claim 19 wherein Y is halogen, C₁₋₄ alkoxy, optionally substituted aryl, optionally substituted arylalkoxy, methylene dioxy, NR₄R₅, thioC₁₋₄alkyl, thioaryl, halosubstituted alkoxy, optionally substituted C₁₋₄alkyl, or hydroxy alkyl.
- 15 21. The compound according to Claim 14 which is:
N-[8-(Sulfostyryl)]-N'-[2-bromophenyl] urea; or
20 a pharmaceutically acceptable salt thereof.
22. A pharmaceutical composition comprising a compound according to any of Claims 14 to 21, and a pharmaceutically acceptable carrier or diluent.
- 25 23. A method of treating a chemokine mediated disease in a mammal in need thereof, wherein the chemokine binds to an IL-8 α or β receptor, which method comprises administering to said mammal an effective amount of a compound according to any of Claims 14 to 21.
- 30 24. The method according to Claim 23 wherein the mammal is afflicted with a chemokine mediated disease selected from psoriasis, atopic dermatitis, asthma, chronic obstructive pulmonary disease, adult respiratory distress syndrome, arthritis, inflammatory bowel disease, Crohn's disease, ulcerative colitis, septic shock, endotoxic shock, gram negative sepsis, toxic shock syndrome, stroke, cardiac and
35 renal reperfusion injury, glomerulonephritis, thrombosis, Alzheimer's disease, graft vs. host reaction, or allograft rejections.

INTERNATIONAL SEARCH REPORT

International application No.
PCT/US98/02608

A. CLASSIFICATION OF SUBJECT MATTER
 IPC(6) :C07D 291/08, 285/24, 279/02; A61K 31/54
 US CL :544/002, 012, 049; 514/222.8, 223.2, 226.5
 According to International Patent Classification (IPC) or to both national classification and IPC

B. FIELDS SEARCHED
 Minimum documentation searched (classification system followed by classification symbols)
 U.S. : 544/002, 012, 049; 514/222.8, 223.2, 226.5

Documentation searched other than minimum documentation to the extent that such documents are included in the fields searched

Electronic data base consulted during the international search (name of data base and, where practicable, search terms used)
 CAS ONLINE

C. DOCUMENTS CONSIDERED TO BE RELEVANT

Category*	Citation of document, with indication, where appropriate, of the relevant passages	Relevant to claim No.
A	US 3,303,190 A (LOEV) 07 February 1967, entire document	1-24
A	US 3,303,189 A (LOEV) 07 February 1967, entire document	1-24
A	US 5,504,095 A (NAKANE et al.) 02 April 1996, entire document	1-24
A	US 5,547,953 A (WEICHERT et al.) 20 August 1996, entire document	1-24
A	US 4,892,575 A (BOLINSKI et al.) 09 January 1990, entire document	1-24
A	US 5,378,704 A (WELLER, III) 03 January 1995, entire document	1-24

Further documents are listed in the continuation of Box C. See patent family annex.

* Special categories of cited documents:	*T* later document published after the international filing date or priority date and not in conflict with the application but cited to understand the principle or theory underlying the invention
A document defining the general state of the art which is not considered to be of particular relevance	*X* document of particular relevance; the claimed invention cannot be considered novel or cannot be considered to involve an inventive step when the document is taken alone
E earlier document published on or after the international filing date	*Y* document of particular relevance; the claimed invention cannot be considered to involve an inventive step when the document is combined with one or more other such documents, such combination being obvious to a person skilled in the art
L document which may throw doubts on priority claim(s) or which is cited to establish the publication date of another citation or other special reason (as specified)	*A* document member of the same patent family
O document referring to an oral disclosure, use, exhibition or other means	
P document published prior to the international filing date but later than the priority date claimed	

Date of the actual completion of the international search 16 APRIL 1998	Date of mailing of the international search report 29 MAY 1998
--	---

Name and mailing address of the ISA/US Commissioner of Patents and Trademarks Box PCT Washington, D.C. 20231 Facsimile No. (703) 305-3230	Authorized officer <i>Matthew V. Grumbling</i> MATTHEW V. GRUMBLING Telephone No. (703) 308-1235
---	---